


Navy Experimental Diving Unit
321 Bullfinch Road
Panama City, FL 32407-7015

TA 10-12
NEDU TR 12-01
MAR 2012

VVal-79 Maximum Permissible Tissue Tension Table for Thalmann Algorithm Support of Air Diving



Authors:
WAYNE A. GERTH, PH.D.
DAVID J. DOOLETTE, PH.D.

Distribution Statement A:
Approved for public release;
distribution is unlimited.

REPORT DOCUMENTATION PAGE

Form Approved
OMB No. 0704-0188

Public reporting burden for this collection of information is estimated to average 1 hour per response, including the time for reviewing instructions, searching existing data sources, gathering and maintaining the data needed, and completing and reviewing this collection of information. Send comments regarding this burden estimate or any other aspect of this collection of information, including suggestions for reducing this burden to Department of Defense, Washington Headquarters Services, Directorate for Information Operations and Reports (0704-0188), 1215 Jefferson Davis Highway, Suite 1204, Arlington, VA 22202-4302. Respondents should be aware that notwithstanding any other provision of law, no person shall be subject to any penalty for failing to comply with a collection of information if it does not display a currently valid OMB control number. **PLEASE DO NOT RETURN YOUR FORM TO THE ABOVE ADDRESS.**

1. REPORT DATE (DD-MM-YYYY) 06-03-2012		2. REPORT TYPE Technical Report		3. DATES COVERED (From - To) 1 July 2010 – 29 February 2012	
4. TITLE AND SUBTITLE VVal-79 Maximum Permissible Tissue Tension Table for Thalmann Algorithm Support of Air Diving				5a. CONTRACT NUMBER	
				5b. GRANT NUMBER	
				5c. PROGRAM ELEMENT NUMBER	
6. AUTHOR(S) WAYNE A. GERTH, PH.D. and DAVID J. DOOLETTE, PH.D.				5d. PROJECT NUMBER TR 12-01	
				5e. TASK NUMBER TA 10-12	
				5f. WORK UNIT NUMBER	
7. PERFORMING ORGANIZATION NAME(S) AND ADDRESS(ES) Navy Experimental Diving Unit (NEDU) 321 Bullfinch Rd Panama City, FL 32407-7015				8. PERFORMING ORGANIZATION REPORT NUMBER	
9. SPONSORING / MONITORING AGENCY NAME(S) AND ADDRESS(ES) Naval Sea Systems Command 1333 Isaac Hull Avenue, SE Washington Navy Yard, DC 20376				10. SPONSOR/MONITOR'S ACRONYM(S)	
				11. SPONSOR/MONITOR'S REPORT NUMBER(S)	
12. DISTRIBUTION / AVAILABILITY STATEMENT Distribution Statement A: Approved for public release; distribution is unlimited.					
13. SUPPLEMENTARY NOTES					
14. ABSTRACT The Thalmann Algorithm parameterized with VVal-18 or VVal-18M underlies U.S. Navy air and nitrox decompression procedures. VVal-18 and VVal-18M air no-stop limits at many depths are longer than the corresponding no-stop limits in the 1957 Standard Air Decompression Table that appeared in the <i>U.S. Navy Diving Manual</i> from 1959 until it was replaced in Revision 6 (2008). However, the severity of DCS observed in man-trials of the longer no-stop limits was unacceptable, and consequently, in the Revision 6 Air Decompression Tables, the 1957 air no-stop limits were arbitrarily retained in place of any longer VVal-18M-prescribed limits. This report describes VVal-79, a modification of the VVal-18M parameter set, that enables use of the Thalmann Algorithm to prescribe air diving no-stop limits and decompression obligations that can be used as is, with no need for arbitrary edits to individual schedules. Crucially, the VVal-79 parameter set will also provide air no-stop limits of appropriate duration when it is used in a Thalmann Algorithm Navy Dive Computer or Thalmann Algorithm Topside Decompression Monitor. A complete set of air decompression tables computed with the VVal-79 parameters is included.					
15. SUBJECT TERMS Thalmann Algorithm, air diving, no-stop limits, decompression schedules, decompression tables, Navy Dive Computers					
16. SECURITY CLASSIFICATION OF:			17. LIMITATION OF ABSTRACT	18. NUMBER OF PAGES 77	19a. NAME OF RESPONSIBLE PERSON NEDU Librarian
a. REPORT Unclassified	b. ABSTRACT Unclassified	c. THIS PAGE Unclassified			19b. TELEPHONE NUMBER (include area code) 850.230.3170

Standard Form 298 (Rev. 8-98)
Prescribed by ANSI Std. Z39.18

ACKNOWLEDGMENTS

The authors are grateful to Dr. Denis W. Thomas for editorial assistance in the preparation of this manuscript.

CONTENTS

<u>Section</u>	<u>Page No.</u>
Report Documentation Page	i
Acknowledgments	ii
Contents.....	iii
1. INTRODUCTION	1
2. METHODS.....	3
3. RESULTS	3
3.1. VVal-76	4
3.2. VVal-77	9
3.3. VVal-79	10
3.4. Decompression Schedules	17
4. DISCUSSION.....	24
MK 16 N ₂ -O ₂ Diving.....	29
5. CONCLUSIONS AND RECOMMENDATIONS	33
6. REFERENCES	34
Appendix A. Summary of VVal-18M Modifications Considered and Associated No-Stop Limit Prescriptions	A-1 – A-2
Appendix B. Thalmann Algorithm VVal-79 Parameters	B-1 – B-3
Appendix C. Thalmann Algorithm VVal-79 No-Decompression Limits and Repetitive Group Designators for No-Decompression Air Dives.....	C-1
Appendix D. VVal-79 Air Decompression Table	D-1 – D-18
Appendix E. Estimated Risks of DCS for Schedules in the VVal-79 Air Decompression Table	E-1 – E-14

List of Tables

Table 1. Target no-stop limits for VVal-76 with governing gas tensions (fsw)* in the three fastest compartments.....	5
Table 2. Target no-stop limits for VVal-79 with governing gas tensions (fsw)* in the three fastest compartments.....	12
Table 3. Intercept and Slope Values for VVal-79 Maximum Permissible Tissue Tensions.....	16

List of Figures

Figure 1. The air diving no-stop limit problem.....	1
Figure 2. A comparison of air no-stop limits prescribed by the NSW III NDC and the no-stop limits prescribed by the Thalmann Algorithm with VVal-18, the USN57 no-stop limits, and the 0.2% $P_{\text{CNS-DCS}}$ isopleth.....	2
Figure 3. Governing gas tensions in the 5-minute half-time compartment after completion of the VVal-76 target no-stop limit times and the VVal-76 target no-stop limit times plus one minute in Table 1	6
Figure 4. Governing gas tensions in the 10-minute half-time compartment after completion of the VVal-76 target no-stop limit times and the VVal-76 target no-stop limit times plus one minute in Table 1	7
Figure 5. Governing gas tensions in the 20-minute half-time compartment after completion of the VVal-76 target no-stop limit times and the VVal-76 target no-stop limit times plus one minute in Table 1	8
Figure 6. Air no-stop limits prescribed by the Thalmann Algorithm with VVal-76 in comparison to those on the 0.2% $P_{\text{CNS-DCS}}$ isopleth and the USN57 limits. The 10-minute no-stop limit at 150 fsw prescribed with VVal-76 is only two minutes shorter than the bottom time at which a severe DCS incident occurred, although the limit is equal to the corresponding point on the 0.2% $P_{\text{CNS-DCS}}$ isopleth	9
Figure 7. Air no-stop limits prescribed by the Thalmann Algorithm with VVal-77 in comparison with the USN57 limits and the 0.2% $P_{\text{CNS-DCS}}$ isopleth limits prescribed by the Thalmann Algorithm with VVal-76.....	10
Figure 8. USN57 no-stop limits smoothed with Equation (1) and the USN57 limits that were explicitly fitted with the smoothing polynomial	11
Figure 9. Governing gas tensions in the 5-minute half-time compartment after completion of the VVal-79 target no-stop limit times and the VVal-79 target no-stop limit times plus one minute in Table 2	13
Figure 10. Governing gas tensions in the 10-minute half-time compartment after completion of the VVal-79 target no-stop limit times and the VVal-79 target no-stop limit times plus one minute in Table 2	14
Figure 11. Governing gas tensions in the 20-minute half-time compartment after completion of the VVal-79 target no-stop limit times and the VVal-79 target no-stop limit times plus one minute in Table 2	15
Figure 12. Air no-stop limits prescribed by the Thalmann Algorithm with VVal-79 compared with smoothed USN57 limits given by Equation (1).....	16
Figure 13. Total decompression stop times in air-only decompression schedules prescribed by the Thalmann Algorithm with VVal-77 and VVal-79 compared with the total decompression stop times in the corresponding USN-Rev6 schedules	18
Figure 14. Comparison of total air-only decompression stop times as in Figure 13, but including only schedules for the nonexceptional exposure dives in USN-Rev6	19
Figure 15. Comparison of the P_{DCS} for the air-only dives in Figure 13 with the P_{DCS} for the corresponding USN-Rev6 schedules, as the NMR198 probabilistic model estimates these risks	20

Figure 16. Comparison of the P_{DCS} for the air-only dives in Figure 13 with the P_{DCS} for the corresponding USN-Rev6 schedules, as the BVM(3) probabilistic model estimates these risks	21
Figure 17. Total decompression stop times (not including air-breathing breaks) in air with in-water O_2 decompression (Air/ O_2) schedules prescribed by the Thalmann Algorithm with VVal-77 and VVal-79, compared with the total decompression stop times in the corresponding USN-Rev6 schedules	22
Figure 18. Total decompression stop times (in-water and chamber) in air SurDO ₂ schedules prescribed by the Thalmann Algorithm with VVal-77 and VVal-79, in comparison to the total decompression stop times in the corresponding USN-Rev6 schedules for 100–190 fsw dives (including exceptional exposure dives).....	23
Figure 19. Total decompression stop times (in-water and chamber) in air SurDO ₂ schedules prescribed by the Thalmann Algorithm with VVal-77 and VVal-79, in comparison with the total decompression stop times in the corresponding USN-Rev6 schedules for 200–300 fsw dives	24
Figure 20. P_{DCS} (from Appendix E) of nonexceptional exposure air-only schedules in the Thalmann Algorithm VVal-79 Air Decompression Table as estimated with the NMRI98 and BVM(3) models.....	26
Figure 21. Total decompression stop times in air-only decompression schedules prescribed by the Thalmann Algorithm with VVal-82, compared with the total decompression stop times in the corresponding schedules prescribed by the Thalmann Algorithm with VVal-79	28
Figure 22. Data as illustrated in Figure 21, but showing P_{DCS} values as estimated with the BVM(3) model.....	29
Figure 23. No-stop limits for MK 16 MOD 0 N_2 - O_2 diving to depths >90 fsw prescribed by the Thalmann Algorithm with VVal-77 and VVal-79, in comparison to the existing limits prescribed by the Thalmann Algorithm with VVal-18.	31
Figure 24. No-stop limits for MK 16 MOD 1 N_2 - O_2 diving to depths >110 fsw prescribed by the Thalmann Algorithm with VVal-77 and VVal-79, in comparison to the existing limits prescribed by the Thalmann Algorithm with VVal-18.	32

1. INTRODUCTION

Both the Thalmann Algorithm (parameterized with the VVal-18 or VVal-18M parameter sets) and probabilistic models of the incidence and time of onset of decompression sickness (DCS) prescribe no-stop limits for air dives to depths ≥ 90 feet of sea water (fsw) that are substantially longer than the corresponding limits in the 1957 des Granges U.S. Navy Standard Air Decompression Table (USN57) that appeared in the *U.S. Navy Diving Manual* from 1959 until it was replaced in 2008.^{1,2,3} The severity of DCS observed in man-trials of the longer no-stop limits at 130, 150, and 190 fsw, however, was unacceptable (see Figure 1), which motivated rejection of the longer limits.¹

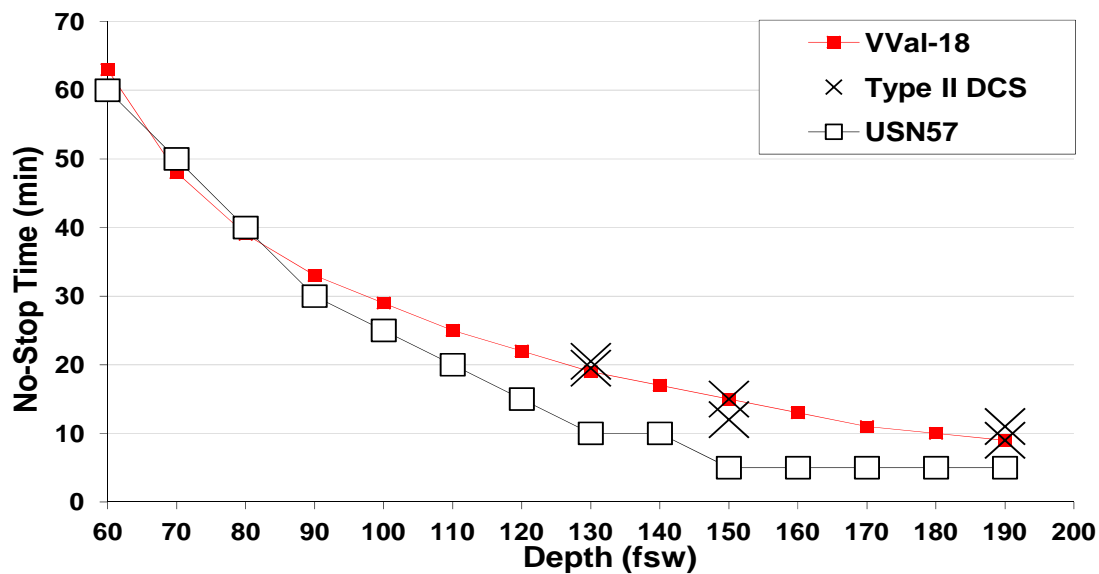


Figure 1. The air diving no-stop limit problem. Serious central nervous system (CNS) DCS (indicated with crosses) occurred at the longer limits tested at 130, 150, and 190 fsw.

The new integrated Air Decompression Table that first appeared in Revision 6 of the *U.S. Navy Diving Manual*,⁴ a table here designated as USN-Rev6, was computed with the Thalmann VVal-18M Algorithm, which prescribes air diving no-stop limits equal to those prescribed by the Thalmann Algorithm with VVal-18.^{5,6} USN57 no-stop limits were arbitrarily retained in place of any longer algorithm-prescribed limits.⁶ U.S. Navy Dive Computers (NDCs) and the Topside Decompression Monitor (TDM) also operate with the Thalmann Algorithm and the VVal-18 or VVal-18M parameter sets. These devices provide real-time decompression guidance computed on the basis of a diver's evolving dive history, a context in which it is not possible to interpret the arbitrary edits of individual algorithmic prescriptions in USN-Rev6. These devices consequently still prescribe the unacceptably long no-stop limits that were rejected for USN-Rev6. An interim solution that required no changes to any extant NDC in supporting air diving was

proposed: Use the NSW III NDC.¹ That device prescribes the acceptable no-stop limits of the Thalmann Algorithm with VVal-18 parameters for air dives to depths of 78 fsw or less.⁷ At depths deeper than 78 fsw, the NSW III assumes that the diver is breathing from MK 16 MOD 0, and it prescribes no-stop limits close to those on an isopleth of 0.2% risk of CNS DCS ($P_{\text{CNS-DCS}}$) as estimated with a logistic model fitted to an extensive data set of CNS DCS incidences in no-stop air dives (Model 2 in NEDU TR 09-03,^a see Figure 2).¹ Accordingly, though not as short as the limits in USN-Rev6, these limits were considered to be of acceptable durations for air diving. On the other hand, the decompression schedules prescribed by the NSW III are substantially longer than their counterparts in USN-Rev6.¹ A comprehensive solution that minimally affects the decompression times for deep air dives requires changes to the Thalmann Algorithm parameters. This report describes VVal-18M parameter set modifications that have been considered to achieve such a solution.

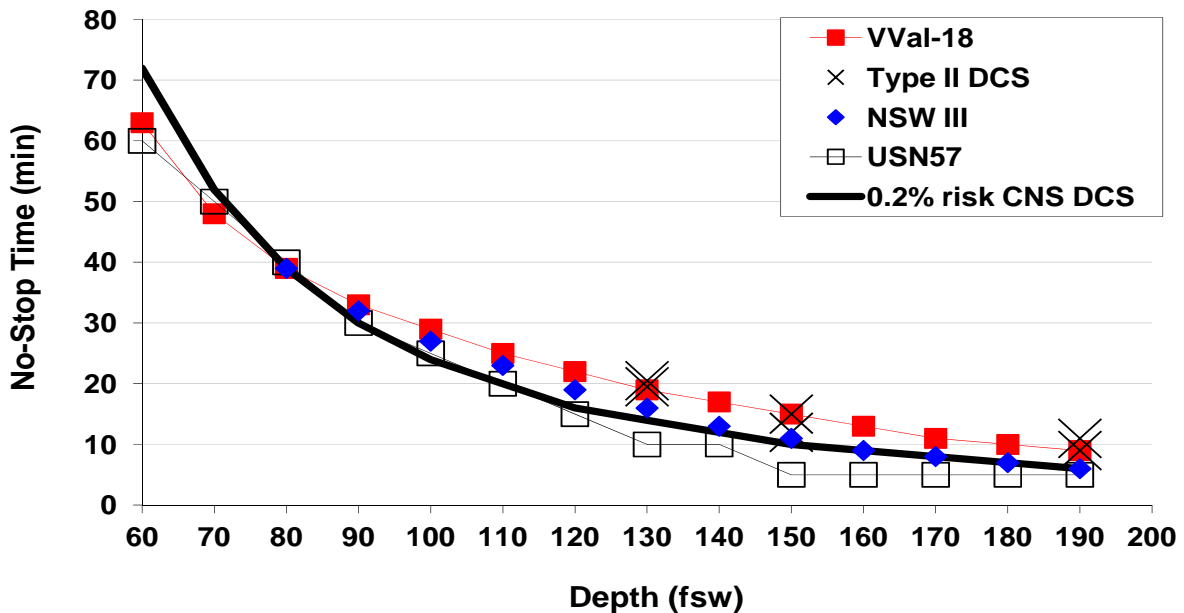


Figure 2. A comparison of air no-stop limits prescribed by the NSW III NDC and the no-stop limits prescribed by the Thalmann Algorithm with VVal-18, the USN57 no-stop limits, and the 0.2% $P_{\text{CNS-DCS}}$ isopleth.

^a
$$P_{\text{CNS-DCS}} = \frac{1}{1 + \exp(-g(D, BT))},$$

where $g(D, BT) = \beta_0 + \beta_1 \ln D + \beta_2 \ln BT$, and with depth D in fsw and bottom time BT in minutes, $\beta_0 = -55.955319$, $\beta_1 = 8.162347$, and $\beta_2 = 3.813201$.

2. METHODS

Modifications to the VVal-18M parameters were considered to make the Thalmann Algorithm prescribe acceptable air diving no-stop limits while keeping its prescriptions for air decompression dives as close as possible to those provided by the algorithm with VVal-18M. The different modifications were based on different sets of "acceptable" no-stop limits. The Thalmann Algorithm allows no-stop ascent to surface after bottom time at a given depth is increased up to the time when a "governing compartmental gas tension" first exceeds the corresponding compartmental maximum permissible tissue tension (MPTT) at surface.^{8,9} A given set of target no-stop limits is thus attained by assigning appropriate compartmental MPTT values at surface.

By the convention adopted to produce USN-Rev6, the governing compartmental gas tensions are those that prevail in the modeled gas exchange compartments at the depth of the last allowed decompression stop; i.e., all allowed ascents effectively end with instantaneous ascent to surface from the last allowed decompression stop depth.⁶ The governing compartmental gas tensions — and, hence, the no-stop limits — are consequently functions not only of dive depth and bottom time but also of the Thalmann Algorithm parameters that affect compartmental gas exchange [PBOVP^a and compartmental gas exchange half-times and saturation/desaturation rate ratios (SDR values)], the dive descent and ascent rates, and the depth of the last allowed decompression stop. With the last allowed stop depth of 20 fsw in USN-Rev6, MPTTs required to effect desired no-stop limits were determined from the computed compartmental gas tensions at 20 fsw during no-stop ascent to surface after the desired bottom time is completed at each depth of interest.

Governing gas tensions were computed with DMDB7 software, an implementation of the EL-DCM Thalmann Algorithm⁸ similar to that used to generate the air (USN-Rev6), MK16 MOD 0, and MK 16 MOD 1 decompression tables in Revision 6 of the *U.S. Navy Diving Manual*.⁹ The DMDB7 software features node-by-node output of computed compartmental gas tensions for each processed dive profile, including output for a node at the last-allowed decompression stop depth during no-stop ascents. A descent rate of 75 fsw/min and an ascent rate of 30 fsw/min were assumed for each air dive considered.

3. RESULTS

The various VVal-18M modifications considered, along with the corresponding air diving no-stop limit prescriptions, are summarized in Appendix A.

^a The threshold compartmental inert gas tension overpressure with respect to saturation at the prevailing ambient hydrostatic pressure for transition from exponential to linear gas exchange kinetics.

3.1. VVal-76

The first set of modified parameters considered, designated VVal-76, was presented in NEDU TR 09-03 as one with which the Thalmann Algorithm would produce no-stop limits along the 0.2% $P_{\text{CNS-DCS}}$ isopleth.¹ The VVal-76 target no-stop limits along the 0.2% $P_{\text{CNS-DCS}}$ isopleth are given in Table 1. The modifications entailed changes to only the surfacing MPTTs of the 5-, 10-, and 20-minute half-time compartments of VVal-18M, with retention of all other VVal-18M parameter values. However, the means by which those revised surfacing MPTTs were determined was not described.

In any given gas exchange compartment, the governing gas tensions during no-stop ascents from a given dive depth increase with dive bottom time. Also, after dives of given bottom time, the governing gas tensions in any compartment during no-stop ascents increase with dive depth. Thus, as target no-stop bottom times decrease with increasing dive depth, the governing gas tensions in a given compartment pass through a maximum. For the dive depth at which this maximum occurs, the no-stop limit is fixed at the target value by assigning the surfacing MPTT for the compartment a value between the governing gas tension attained after a dive to the target no-stop limit and the governing gas tension attained after a dive to the target limit plus one minute (see Table 1). A single surfacing MPTT for a given compartment may fulfill this requirement for a range of dive depths surrounding the depth of the maximum governing gas tension, and hence cause the no-stop limits for dives to those depths to equal the respective target values. Since maxima in governing gas tensions occur at different depths in different compartments, different compartments control the no-stop limits over different ranges of dive depth. Figures 3 through 5 illustrate how the governing gas tension maxima in the 5-, 10-, and 20-minute half-time compartments were used to determine the respective compartmental surfacing MPTTs for VVal-76.

Table 1. Target no-stop limits for VVal-76 with governing gas tensions (fsw)* in the three fastest compartments.

Depth (fsw)	Target No-stop Limit [‡] (min)	5-min T _½		10-min T _½		20-min T _½	
		Target (fsw)	Target+1min (fsw)	Target (fsw)	Target+1min (fsw)	Target (fsw)	Target+1min (fsw)
70	52	76.375	76.380	76.675	76.771	70.077	70.379
80	39	82.976	83.010	81.420	81.691	70.702	71.239
90	30	88.966	89.099	84.326	84.888	69.893	70.711
100	24	94.068	94.403	85.917	86.850	68.710	69.816
110	20	98.332	98.964	86.935	88.269	67.775	69.160
120	16	100.543	101.717	85.511	87.391	65.124	66.838
130	14	103.186	104.827	85.914	88.215	64.614	66.585
140	12	104.366	106.633	85.036	87.826	63.282	65.532
150	10	103.667	106.753	82.701	86.056	61.068	63.623
160	9	104.730	108.401	82.725	86.492	60.797	63.591
170	8	104.899	109.232	82.106	86.314	60.134	63.178
180	7	104.094	109.163	80.816	85.492	59.070	62.372
190	6	102.235	108.115	78.825	83.997	57.596	61.166

* Compartmental gas tensions at 20 fsw during no-stop ascent at 30 fsw/min after descent at 75 fsw/min to the indicated depth and completion of the indicated bottom times (target time and target time + 1 minute).

‡ A dive to each target incurs an estimated 0.2% risk of CNS DCS.

Governing gas tensions in the 5-minute half-time compartment in Table 1 are graphically illustrated versus dive depth in Figure 3. These gas tensions are maximal over the 150 to 190 fsw range of dive depths. Within this range, a gas tension of 106.7 fsw falls between the governing tensions for dives to the target bottom times and those for dives to the target bottom times plus one minute. Thus, a surfacing MPTT of 106.7 fsw in this compartment causes the no-stop limits for dives to depths of 150 to 190 fsw to equal the corresponding VVal-76 target no-stop limits in Table 1.

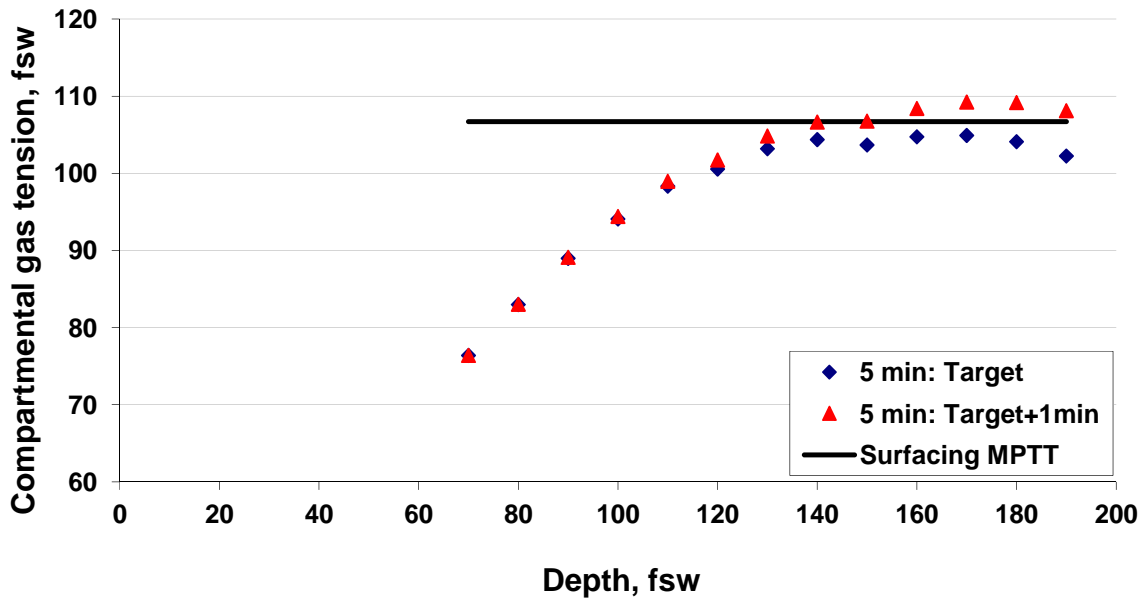


Figure 3. Governing gas tensions in the 5-minute half-time compartment after completion of the VVal-76 target no-stop limit times and the VVal-76 target no-stop limit times plus one minute in Table 1.

Figure 4 shows how a surfacing MPTT of 86.7 fsw in the 10-minute half-time compartment causes the no-stop limits for dives to 100 fsw and to 120 to 140 fsw to equal the corresponding VVal-76 target no-stop limits in Table 1. However, this MPTT is of value slightly less than the governing gas tension in this compartment for the target no-stop limit of dives to 110 fsw, while it is greater than the governing gas tension (not shown) in this compartment for a no-stop limit one minute shorter than the target. Thus, a 86.7 fsw surfacing MPTT in the 10-minute half-time compartment causes the no-stop limit for 110 fsw dives to be one minute less than the target value.

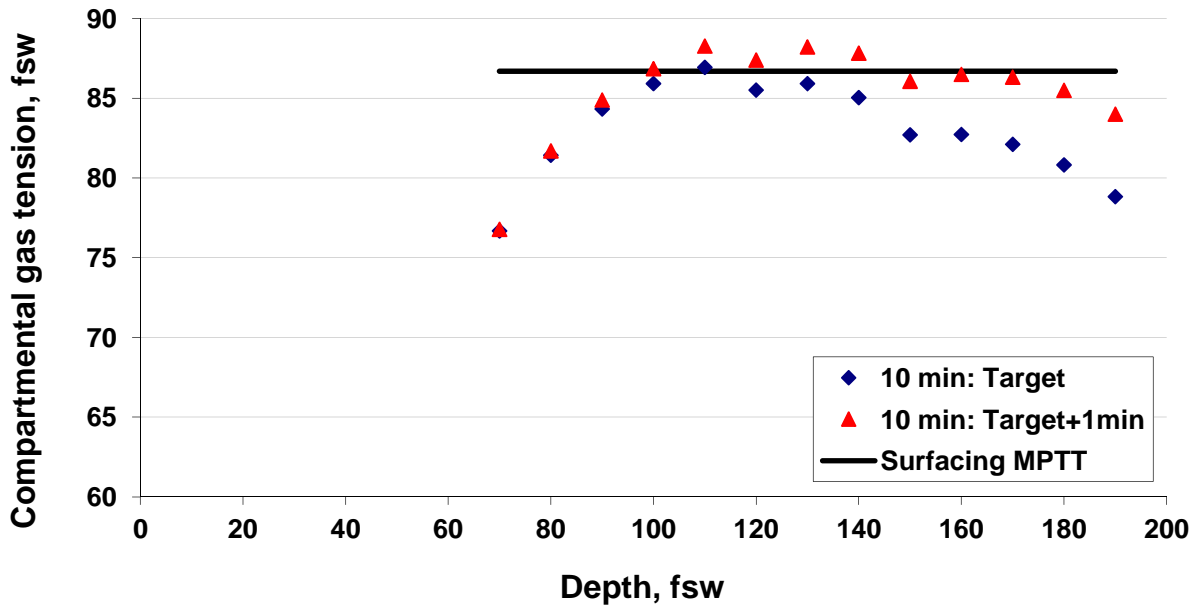


Figure 4. Governing gas tensions in the 10-minute half-time compartment after completion of the VVal-76 target no-stop limit times and the VVal-76 target no-stop limit times plus one minute in Table 1.

Figure 5 shows how a surfacing MPTT of 70.3 fsw in the 20-minute half-time compartment causes the no-stop limits for dives to depths of 70 and 90 fsw to equal the corresponding VVal-76 target no-stop limits in Table 1. However, this MPTT is of value slightly less than the governing gas tension in this compartment for the target no-stop limit of dives to 80 fsw, while it is greater than the governing gas tension (not shown) in this compartment for a no-stop limit one minute less than the target. Thus, a 70.3 fsw surfacing MPTT in the 20-minute half-time compartment causes the no-stop limit for 80 fsw dives to be one minute less than the target value.

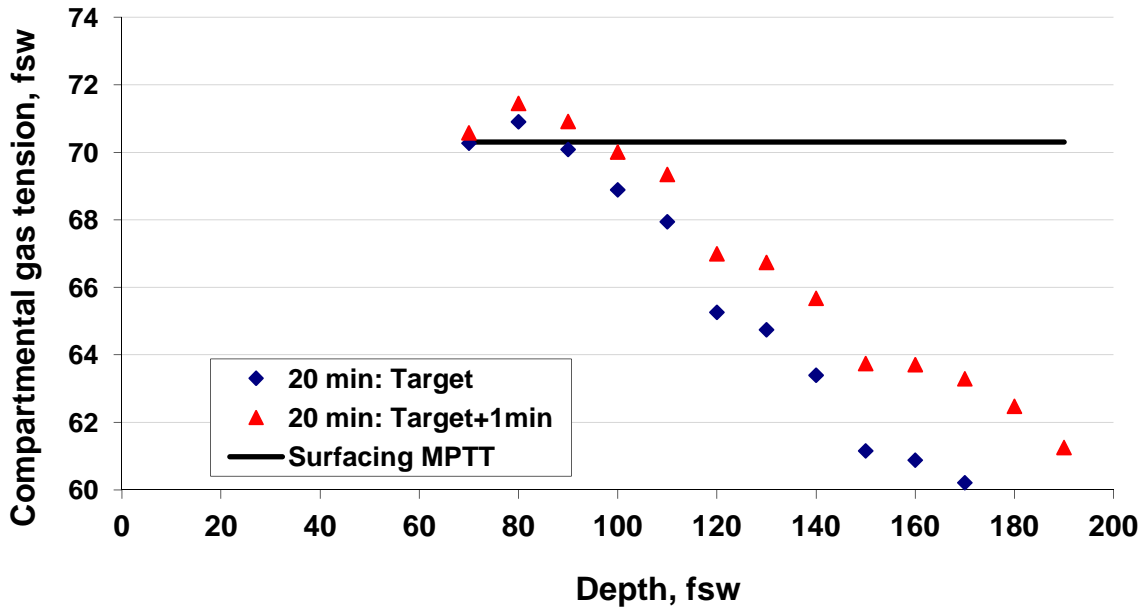


Figure 5. Governing gas tensions in the 20-minute half-time compartment after completion of the VVal-76 target no-stop limit times and the VVal-76 target no-stop limit times plus one minute in Table 1.

Figure 6 illustrates that the air-diving no-stop limits prescribed by the Thalmann Algorithm with VVal-76 conform closely with the target no-stop limits on the 0.2% CNS DCS risk isopleth for dives to depths >80 fsw. The prescribed limits for dives to shallower depths fall comfortably below this isopleth.

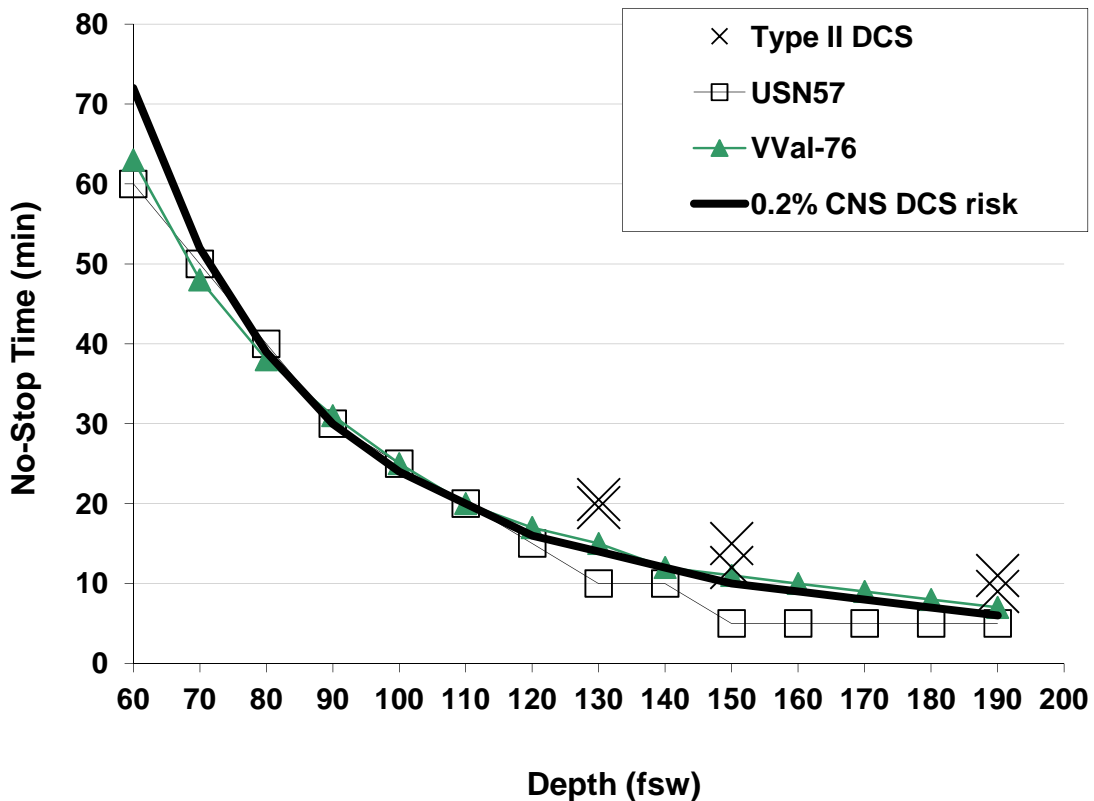


Figure 6. Air no-stop limits prescribed by the Thalmann Algorithm with VVal-76 in comparison to those on the 0.2% $P_{\text{CNS-DCS}}$ isopleth and the USN57 limits. The 10-minute no-stop limit at 150 fsw prescribed with VVal-76 is only two minutes shorter than the bottom time at which a severe DCS incident occurred, although the limit is equal to the corresponding point on the 0.2% $P_{\text{CNS-DCS}}$ isopleth.

While the Thalmann Algorithm with the VVal-76 parameters prescribes acceptable air diving no-stop limits, these parameters cannot be implemented in NDCs. The software implementation of the Thalmann Algorithm in these computers requires MPTTs at depth that are linearly projected from their surface values. This requirement is violated in VVal-76, because only compartmental surfacing MPTTs were modified and the original VVal-18M compartmental MPTTs at depth were retained.

3.2. VVal-77

E. T. Flynn observed that equating the 5-minute half-time compartmental MPTTs to the 10-minute half-time compartmental MPTTs at all depths while retaining all other VVal-18M parameters unchanged produces an MPTT table with which the Thalmann Algorithm

prescribes air diving no-stop limits close to the original USN57 limits (see Figure 7).¹⁰⁻¹² With this modification (designated VVal-77) the no-stop limits for dives to 110, 120, and 140 fsw are each one minute shorter than the USN57 limits. Additionally, the limits for dives to depths of 90 and 100 fsw are three and four minutes longer, respectively, than the corresponding points on the 0.2% $P_{\text{CNS-DCS}}$ isopleth given by the Thalmann Algorithm with the VVal-76 parameters.

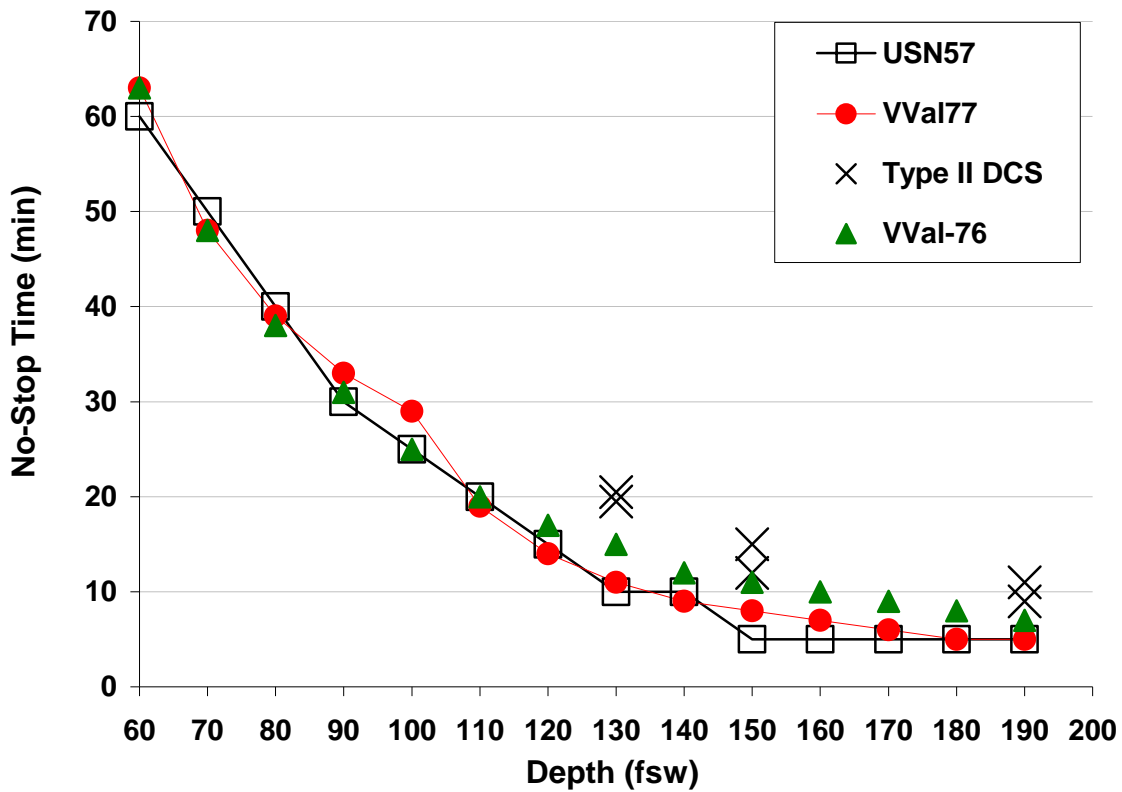


Figure 7. Air no-stop limits prescribed by the Thalmann Algorithm with VVal-77 in comparison with the USN57 limits and the 0.2% $P_{\text{CNS-DCS}}$ isopleth limits prescribed by the Thalmann Algorithm with VVal-76.

3.3. VVal-79

A better match of algorithm-prescribed no-stop limits to the original USN57 limits was sought with the rigorous approach used to compute the VVal-76 surfacing MPTTs. However, the published USN57 no-stop limits were calculated only to the nearest lower 5- or 10-minute increment.¹³ As a result, the no-stop limits for 130 and 140 fsw dives are given as 10 minutes, while the no-stop limits for dives to 150 through 190 fsw are all given as 5 minutes. Because the Thalmann Algorithm calculates no-stop limits to the nearest

lower minute, USN57 no-stop limit values more precise than the nearest lower 5-minute increment values were required as targets for calculating modified Thalmann Algorithm surfacing MPTTs. Target values that are consistent with the published USN57 no-stop limits and that decrease monotonically and continuously between 60 and 190 fsw were obtained from the following third-order polynomial fitted to selected published USN57 limits:

$$y = -0.0000253499 \cdot D^3 + 0.0140171536 \cdot D^2 - 2.6373380837 \cdot D + 173.7433352041 \quad (1)$$

$$(R^2 = 0.9987721828)$$

where y is the no-stop limit (min) at depth D (fsw). The function, with the selected USN57 limits explicitly fitted by the function, is illustrated in Figure 8. The smoothed no-stop limit for a 130 fsw dive is between 10 and 15 minutes, consistent with what the USN57 limit for this dive would have been if calculated to the nearest minute. Similarly, the smoothed no-stop limits for dives to 150 through 190 fsw have values between 5 and 10 minutes — values that decrease with increasing dive depth and are consistent with what the USN57 limits for these dives would have been if calculated to the nearest minute.

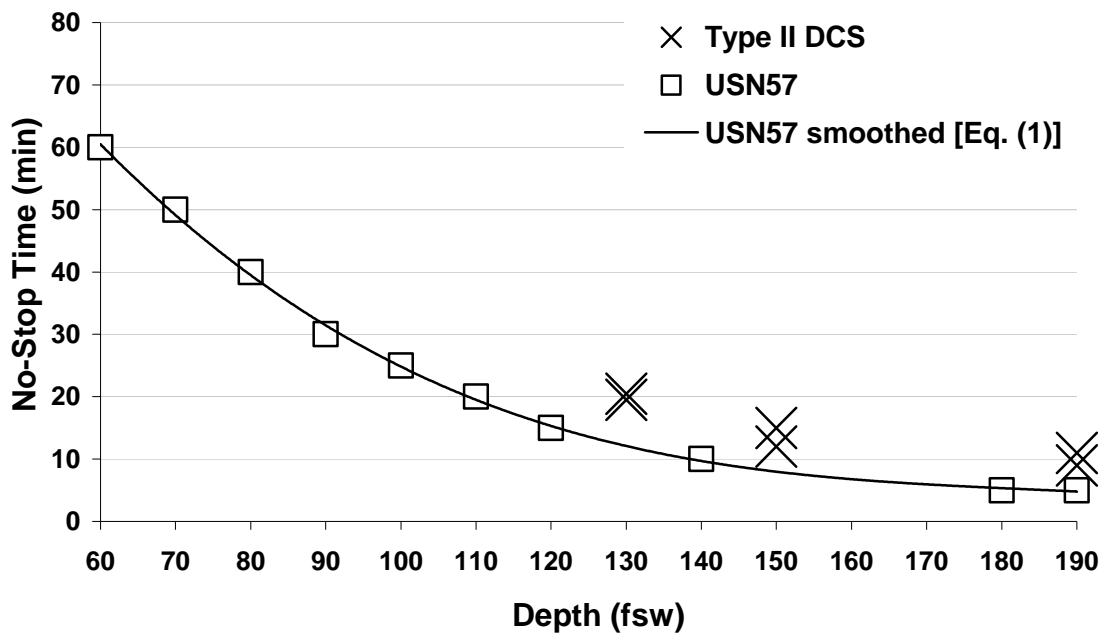


Figure 8. USN57 no-stop limits smoothed with Equation (1). Also shown are the USN57 limits (unfilled squares) that were explicitly fitted with the smoothing polynomial.

Table 2 gives both the smoothed USN57 no-stop limit targets for the VVal-79 parameter set developed in this exercise and the governing gas tensions during no-stop ascent in the three fastest gas exchange compartments in the Thalmann Algorithm with VVal-18M parameters, after the indicated target bottom times and the indicated target bottom times plus one minute are completed at the indicated depths. Values for each compartment are illustrated versus dive depth in Figures 9, 10, and 11.

Table 2. Target no-stop limits for VVal-79 with governing gas tensions (fsw)* in the three fastest compartments.

Depth (fsw)	Target No-stop Limit (min)	5-min T _½		10-min T _½		20-min T _½	
		Target (fsw)	Target+1min (fsw)	Target (fsw)	Target+1min (fsw)	Target (fsw)	Target+1min (fsw)
60	60	69.502	69.503	70.013	70.061	65.542	65.739
70	50	76.363	76.369	76.460	76.571	69.441	69.764
80	40	83.010	83.040	81.691	81.944	71.239	71.759
90	30	88.966	89.099	84.326	84.888	69.893	70.711
100	25	94.403	94.695	86.850	87.723	69.816	70.887
110	20	98.332	98.964	86.935	88.269	67.775	69.160
120	15	99.205	100.543	83.505	85.511	63.353	65.124
130	12	99.193	101.317	80.851	83.462	60.477	62.579
140	10	98.884	101.795	78.908	82.066	58.560	60.958
150	8	96.262	100.185	75.349	79.136	55.706	58.432
160	7	95.964	100.599	74.481	78.725	54.931	57.913
170	6	94.616	100.044	72.914	77.644	53.742	56.993
180	5	92.140	98.436	70.619	75.862	52.129	55.660
190	5	95.701	102.235	73.353	78.825	53.903	57.596

* Compartmental gas tensions at 20 fsw during no-stop ascent at 30 fsw/min after descent at 75 fsw/min to the indicated depth and completion of the indicated bottom times (target time and target time + 1 minute).

Figure 9 shows that the target no-stop limits for dives to depths of 120 to 170 fsw, and the target no-stop limit for dives to 190 fsw, are governed by the 5-minute half-time compartment with a surfacing MPTT of 99.3 fsw. This surfacing MPTT exceeds the governing gas tension in this compartment for 180 fsw dives to the target limit plus one minute, but it is less than the governing gas tension (not shown) for 180 fsw dives to the target limit plus two minutes. The 99.3 fsw MPTT consequently causes the no-stop limit for such dives to be one minute longer than the target value.

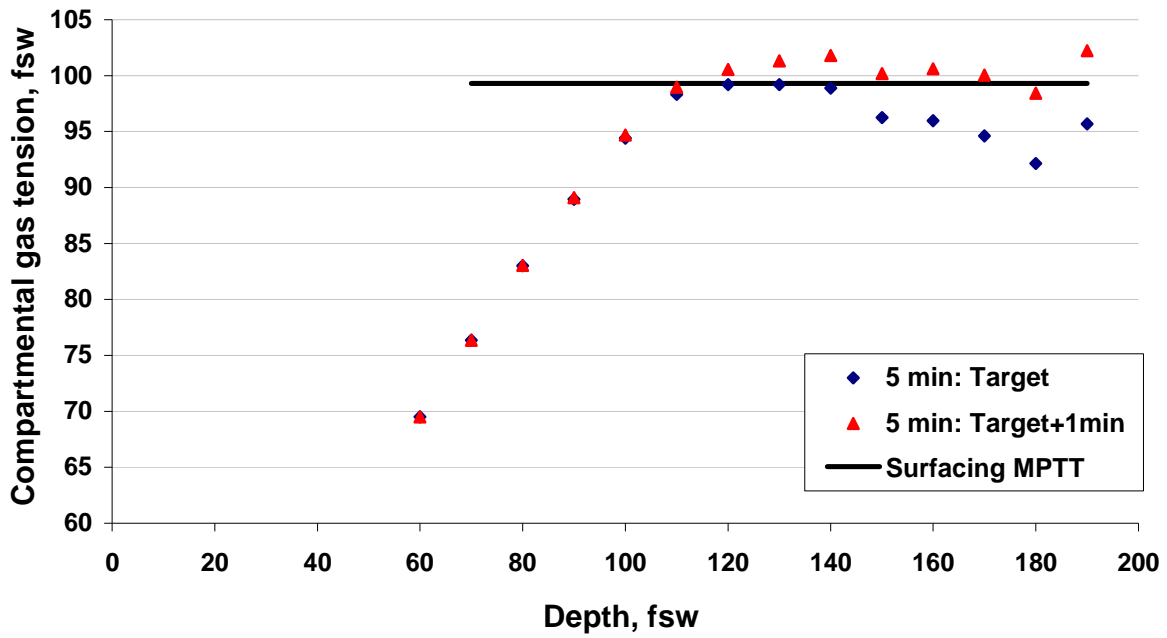


Figure 9. Governing gas tensions in the 5-minute half-time compartment after completion of the VVal-79 target no-stop limit times and the VVal-79 target no-stop limit times plus one minute in Table 2.

Figure 10 shows that the target no-stop limits for dives to depths of 100 and 110 fsw are governed by the 10-minute half-time compartment with a surfacing MPTT of 87.7 fsw.

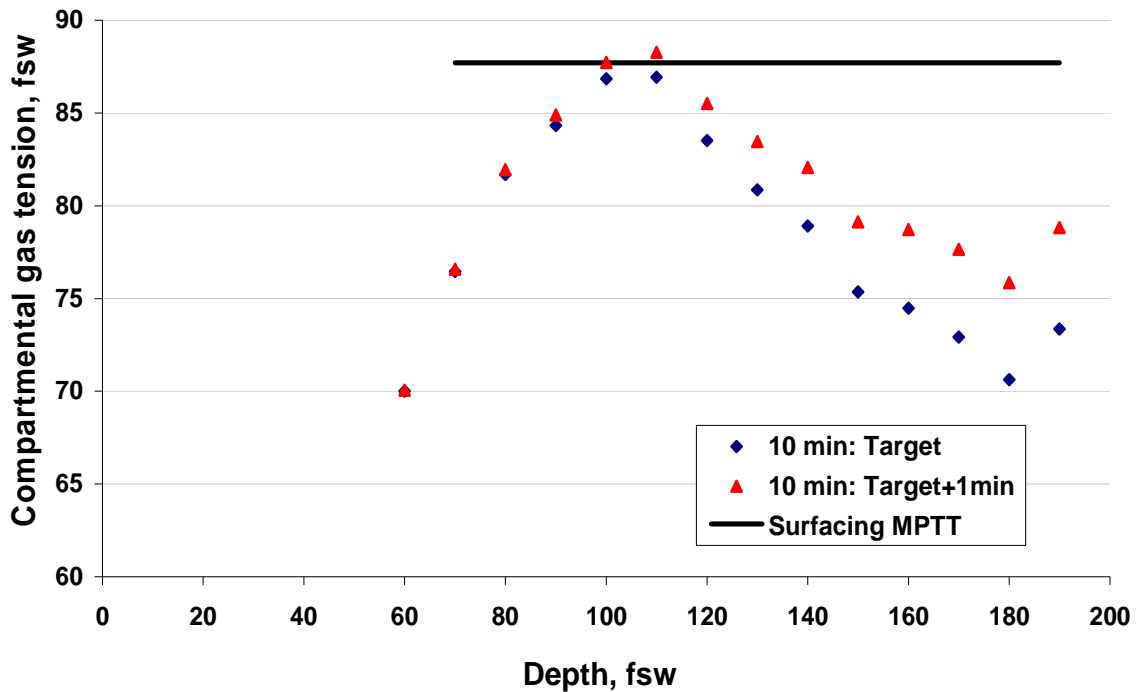


Figure 10. Governing gas tensions in the 10-minute half-time compartment after completion of the VVal-79 target no-stop limit times and the VVal-79 target no-stop limit times plus one minute in Table 2.

One would naturally turn to the surfacing MPTT assignment for the next slower, 20-minute half-time compartment to fix the target 30-minute no-stop limit for 90 fsw dives. However, the required MPTT of about 70 fsw is less than the target governing gas tension for 80 fsw (Figure 11) and would cause an unacceptably large reduction in the no-stop limit for 80 fsw dives. The original 78 fsw surfacing MPTT in the 20-minute half-time compartment is consequently retained, but no no-stop limits are controlled by this compartment. In VVal-79, the 87.7 fsw surfacing MPTT in the 10-minute half-time compartment controls the 90 fsw no-stop limit and allows it to be 33 minutes, not the target 30 minutes. A lower surfacing MPTT in the 10-minute half-time compartment required to fix the 90 fsw/30-minute no-stop limit would cause the no-stop limits for 100 fsw and 110 fsw dives to be shorter than the targets. The inability to assign surfacing MPTTs that cause the no-stop limits to equal the targets for all dive depths is a limitation of the number and half-time assignments of the discreet gas exchange compartments in the Thalmann Algorithm.

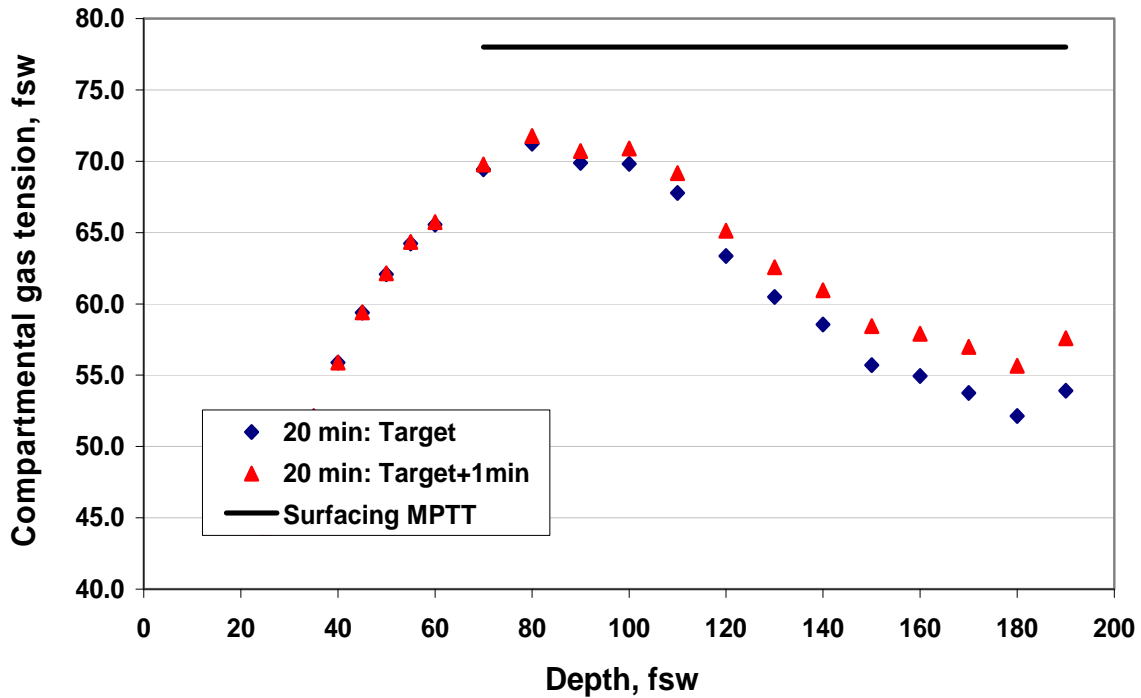


Figure 11. Governing gas tensions in the 20-minute half-time compartment after completion of the VVal-79 target no-stop limit times and the VVal-79 target no-stop limit times plus one minute in Table 2. The solid line at 78 fsw is the compartmental MPTT at surface in VVal-18, VVal-18M, and VVal-77. With this compartmental surfacing MPTT that was retained in VVal-79, no no-stop limit is controlled by this compartment.

The VVal-79 MPTT table is completed by projecting the surfacing MPTTs to depth. The surfacing MPTT value for each compartment, i , is linearly projected to the j^{th} decompression stop depth, D_j , in accord with a convention used by Workman:¹⁴

$$MPTT_{i,j} = MPTT_{i,0} + a_i D_j, \quad j = 0, 1, \dots \quad (2)$$

where $j = 0$ at surface, $MPTT_{i,0}$ is the surfacing MPTT, a_i is a slope parameter, and $D_j = j * \text{SDI}$, where SDI is the stop depth increment. The $MPTT_{i,j}$ given by Equation (2) are then offset by SDI to produce the final Thalmann Algorithm MPTT table. The offset values, designated with a prime, are given by

$$MPTT'_{i,j+1} = MPTT_{i,j}, \quad j = 0, 1, \dots \quad (3)$$

The $MPTT_{i,0}$ and a_i values required to compute the VVal-79 MPTT matrix with Equations (2) and (3) are given in Table 3, with depths and gas tensions in units of fsw.

Table 3. Intercept and Slope Values for VVal-79 Maximum Permissible Tissue Tensions

Half-time (min)	5	10	20	40	80	120	160	200	240
$MPTT_{i,0}$ (fsw)	99.3	87.7	78	56	48.5	45.5	44.5	44	43.5
a_i	1	1	1	1	1	1	1	1	1

The full set of VVal-79 Thalmann Algorithm parameters, which is identical to the VVal-18M parameter set with the exception of the $MPTT_{i,0}$ values for the 5- and 10-minute half-time compartments, is given in Appendix B.

Figure 12 illustrates that the air-diving no-stop limits prescribed by the Thalmann Algorithm with VVal-79 conform closely to the VVal-79 target smoothed USN57 no-stop limits in Table 2. In particular, the no-stop limit for 100 fsw dives is the target 25 minutes, not the high 29-minute value prescribed with VVal-77. The limits for 110-, 120-, 130-, and 140-fsw dives also equal the smoothed USN57 limits and are each one minute longer than the corresponding limits prescribed with VVal-77.

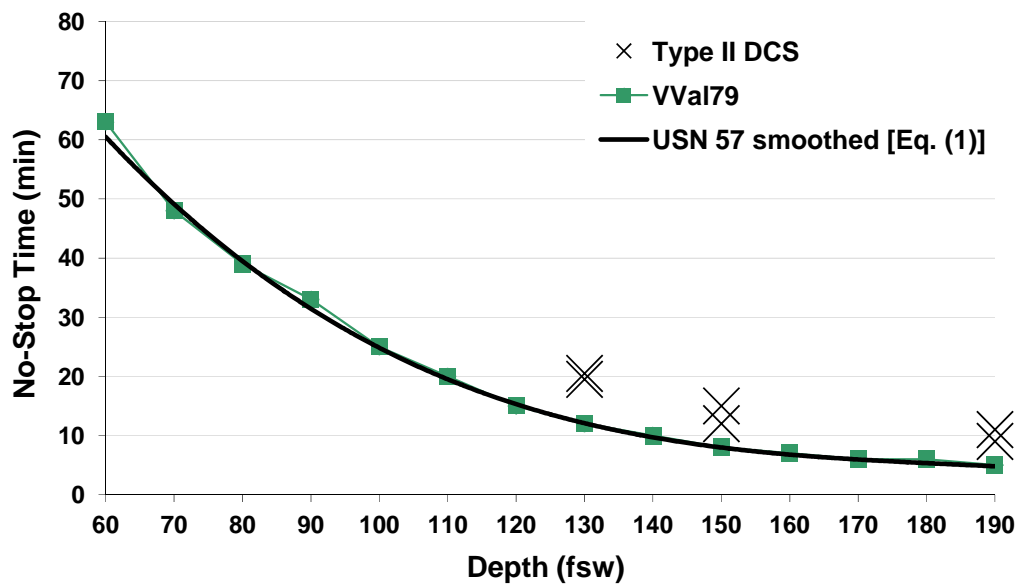


Figure 12. Air no-stop limits prescribed by the Thalmann Algorithm with VVal-79 compared with smoothed USN57 limits given by Equation (1).

A table of “No Decompression Limits and Repetitive Group Designators for No-Decompression Air Dives” (sub-no-D table) and an integrated “Air Decompression Table” for air, Air/O₂, and Air SurDO₂ diving — both computed with the VVal-79 Thalmann Algorithm — are given in Appendices C and D, respectively. The “No Decompression Limits and Repetitive Group Designators for Shallow Water No-Decompression Air Dives” table computed with VVal-79 is unchanged from that given with USN-Rev6 and is not reproduced in this report. Similarly, the surface interval credit and residual nitrogen time tables for repetitive air and N₂-O₂ diving as published with USN-Rev6 in the *U.S. Navy Diving Manual, Revision 6*, remain applicable because no changes were made to the 120-minute half-time compartment MPTTs on which these tables are based. As estimated with the BVM(3)^{15,16} and NMRI98¹⁷ probabilistic models, risks of DCS for each of the single-dive schedules in Appendix D are given in Appendix E.

3.4. Decompression Schedules

Modifications of compartmental MPTTs to shorten Thalmann Algorithm no-stop limits also lengthen decompression times for some schedules. In Figures 13 and 14, total decompression stop times in air-only decompression schedules prescribed by the Thalmann Algorithm with VVal-77 and VVal-79 are compared with the total decompression stop times in the corresponding schedules of USN-Rev6. Figure 13 includes only decompression times in schedules for nonexceptional exposure dives in USN-Rev6 — some of which are not recommended for use, except with in-water O₂ decompression (Air/O₂) or surface decompression with O₂ (SurDO₂). Decompression schedules prescribed with VVal-77 may be up to six minutes longer than their counterparts in USN-Rev6, while schedules prescribed with VVal-79 may be up to 10 minutes longer than their counterparts in USN-Rev6. Figure 14 is similar to Figure 13 but excludes schedules for dives for which Air/O₂ decompressions or SurDO₂ are recommended. Differences between the prescriptions of the Thalmann Algorithm with VVal-77 and VVal-79 for these shorter dives in each dive depth group are somewhat smaller than for longer dives.

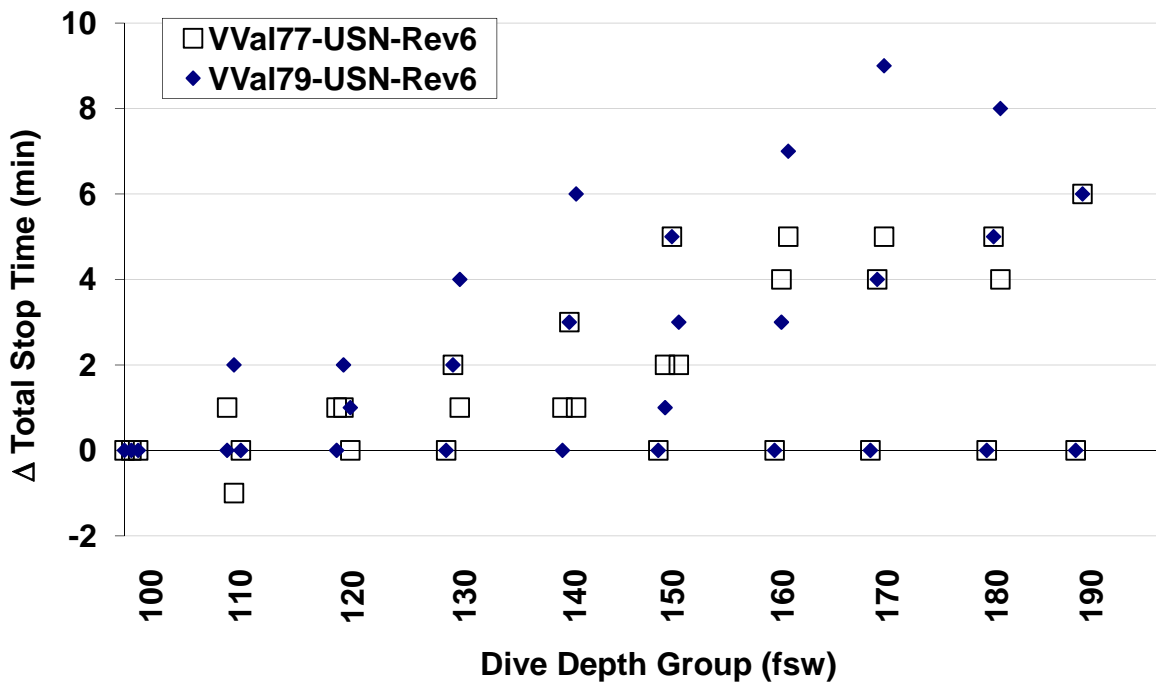


Figure 14. Comparison of total air-only decompression stop times as in Figure 13, but including only schedules for the nonexceptional exposure dives in USN-Rev6, dives for which Air/O₂ decompressions or SurDO₂ are not recommended.

Figure 15 shows the risks of DCS (P_{DCS}) for the modified air-only schedules in Figure 13 in comparison to those for the corresponding schedules in USN-Rev6 and estimated with the NMRI98 probabilistic model. Because the first point in each dive depth group is obtained from comparison of dives to the no-stop limits, dive depth and bottom time were equal in each compared pair of schedules — except for the first in dive depth groups where the no-stop limits differed. Most positive changes in value for risk of DCS (ΔP_{DCS}) — values indicating that the P_{DCS} are greater for schedules prescribed by the Thalmann Algorithm with VVal-77 or VVal-79 than for the corresponding USN-Rev6 schedule — occur in such first pairs in dive depth groups, and are caused by increases in the no-stop limits from those in USN-Rev6. For example, the 0.32% increase in P_{DCS} shown for the first schedule prescribed with VVal-77 in the 100 fsw dive depth group is associated with the increase in the no-stop limit from 25 to 29 minutes, while the 0.28% increase in P_{DCS} for the first schedule prescribed with VVal-77 or VVal-79 in the 150 fsw dive depth group is associated with a no-stop limit increase from five minutes to eight minutes. Schedules prescribed with VVal-77 or VVal-79 incur decreased P_{DCS} for the overwhelming majority of remaining cases. The changes in P_{DCS} , however, remain within the errors of the estimates. Similar results are obtained with the BVM(3) probabilistic model (Figure 16).

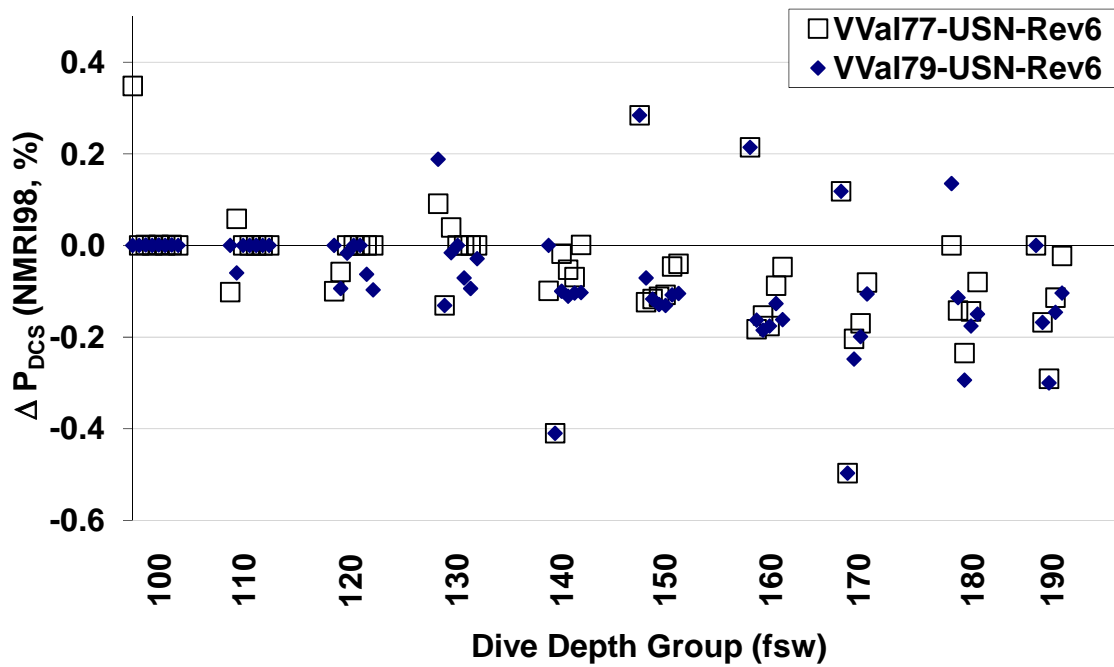


Figure 15. Comparison of the P_{DCS} for the air-only dives in Figure 13 and the P_{DCS} for the corresponding USN-Rev6 schedules, as the NMRI98 probabilistic model estimates these risks.

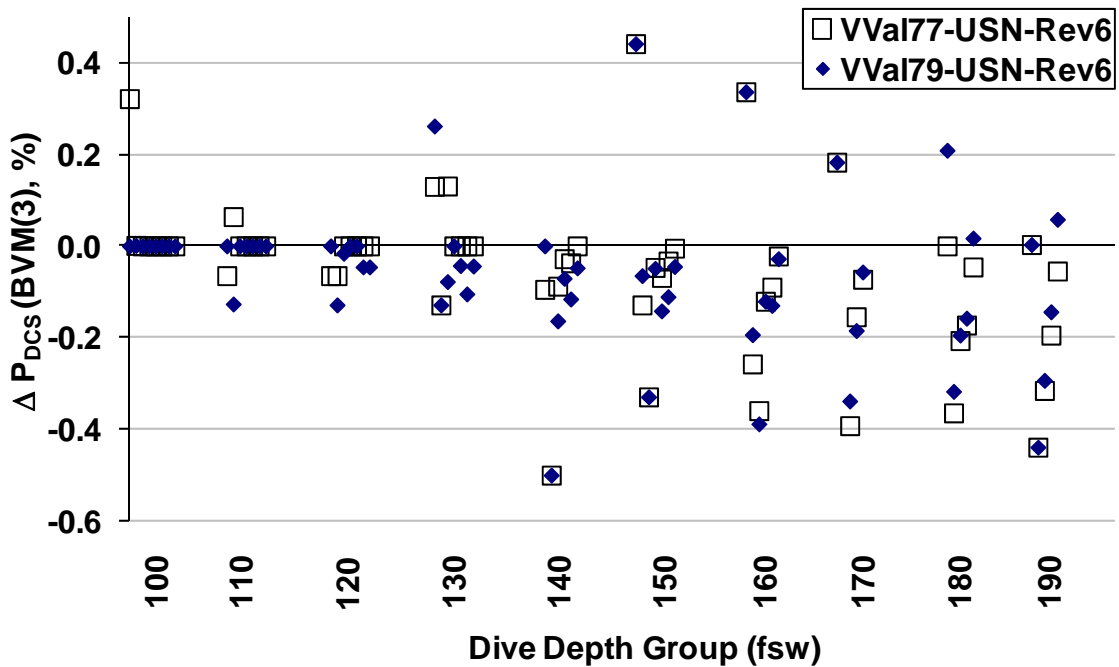


Figure 16. Comparison of the P_{DCS} for the air-only dives in Figure 13 with the P_{DCS} for the corresponding USN-Rev6 schedules, as the BVM(3) probabilistic model estimates these risks.

Figure 17 compares total decompression stop times in air with in-water O_2 (Air/ O_2) decompression schedules prescribed by the Thalmann Algorithm with VVal-77 and VVal-79 with the total decompression stop times in the corresponding USN-Rev6 schedules. Stop times do not include times for air-breathing breaks inserted after start of in-water O_2 breathing. The figure shows decompression time changes only for nonexceptional exposure dives to depths of 100 fsw or deeper in USN-Rev6. The decompression times increase with increasing dive depth group in patterns that are both qualitatively and quantitatively similar to those evident in the decompression time increases for the air-only decompressions in Figure 13. The similarities are not coincidental. The times at stop depths ≥ 40 fsw in each modified Air/ O_2 schedule are the same as those at the same depths in the corresponding modified air-only schedule. Small differences in the total stop time changes between the air-only and the Air/ O_2 schedules arise from differences in time changes at stop depths ≤ 30 fsw that occur in the two types of decompression to compensate for the changes at the deeper stop depths.

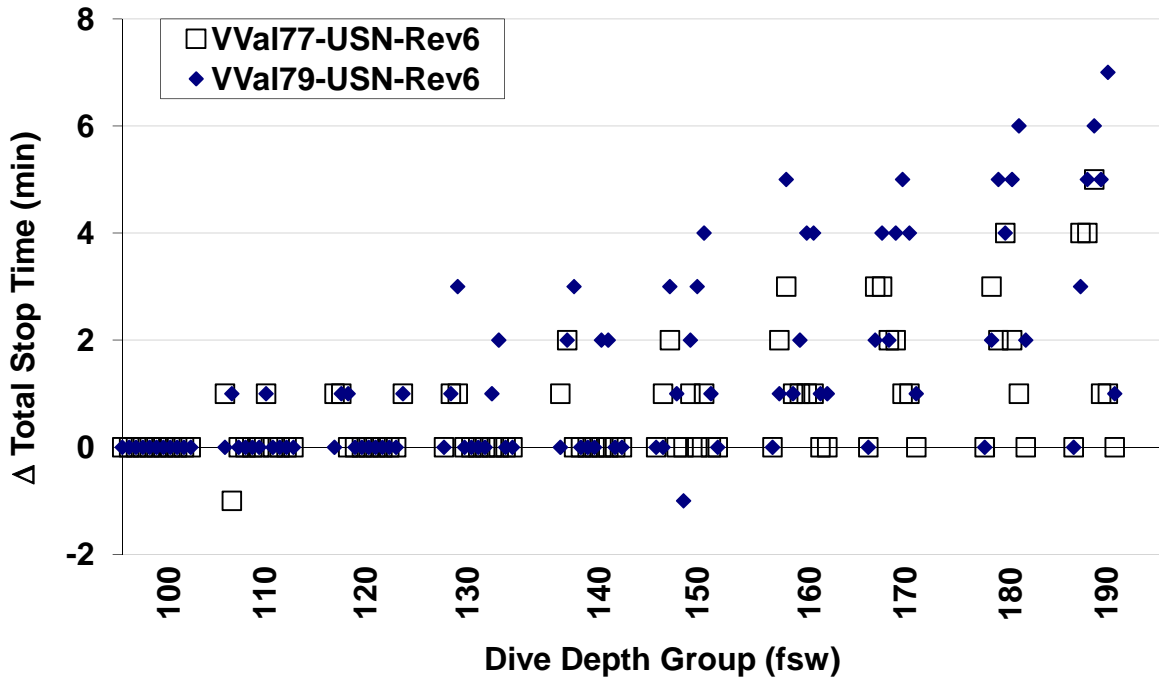


Figure 17. Total decompression stop times (not including air-breathing breaks) in air with in-water O_2 decompression (Air/ O_2) schedules prescribed by the Thalmann Algorithm with VVal-77 and VVal-79 compared with the total decompression stop times in the corresponding USN-Rev6 schedules. Points appear for schedules in order of increasing bottom time within dive depth groups in order of increasing dive depth. Only decompression times in Air/ O_2 schedules for nonexceptional exposure dives to depths of 100 fsw or deeper in USN-Rev6, are included.

Total decompression stop times (including both in-water and chamber stops) in air with surface decompression using oxygen (Sur DO_2) schedules prescribed by the Thalmann Algorithm with VVal-77 and VVal-79 are compared in Figures 18 and 19 with the corresponding total decompression stop times in the USN-Rev6 schedules. The total stop time for each schedule compared included all in-water and chamber O_2 stop time in the schedule. Figure 18 includes only schedules for 100–190 fsw dives for which Sur DO_2 is recommended or required in USN-Rev6, including exceptional exposure dives. Figure 19 includes only schedules for 200–300 fsw dives, all of which are exceptional exposure dives.

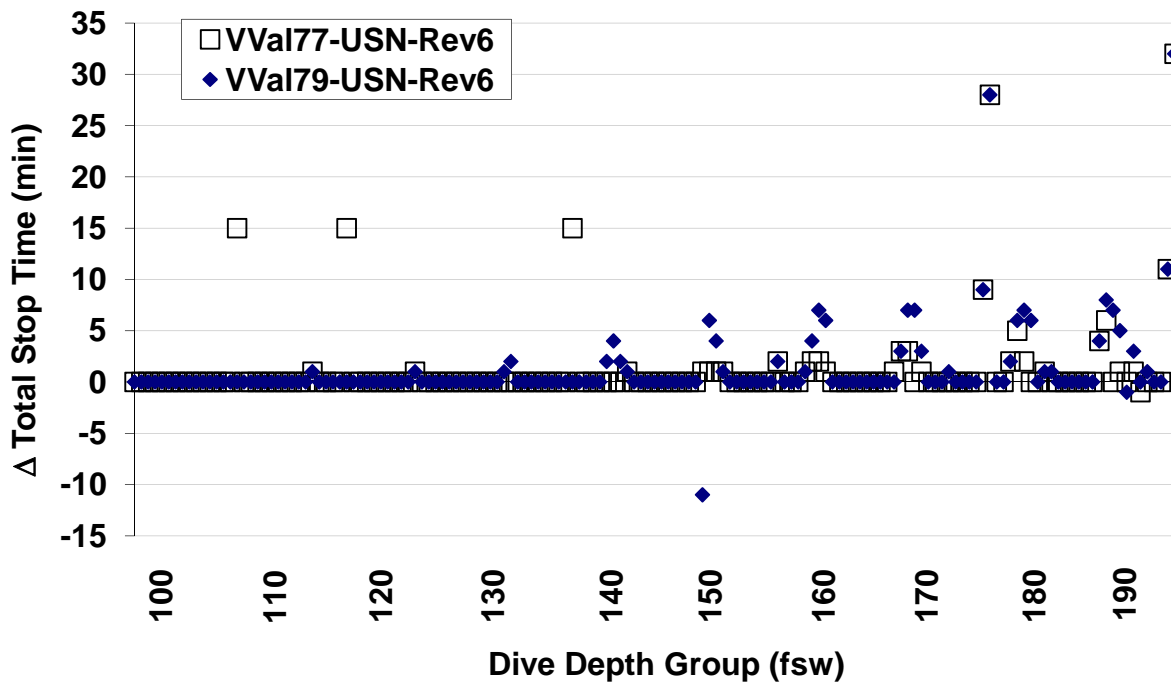


Figure 18. Total decompression stop times (in-water and chamber) in air SurDO₂ schedules prescribed by the Thalmann Algorithm with VVal-77 and VVal-79, in comparison to the total decompression stop times in the corresponding USN-Rev6 schedules. Points appear for schedules in order of increasing bottom time within dive depth groups in order of increasing dive depth. Only schedules for 100–190 fsw dives (including exceptional exposure dives) for which SurDO₂ is recommended or required in USN-Rev6 are included.

The increased decompression times with increasing dive depth group in Figure 18 show a pattern that is both qualitatively and quantitatively similar to that evident in the decompression time increases for the Air/O₂ schedules in Figure 17. As with the Air/O₂ schedules, the times at stop depths ≥ 40 fsw in each modified SurDO₂ schedule are the same as those at the same depths in the corresponding modified air-only and Air/O₂ schedules. In the SurDO₂ schedules, however, the compensatory changes in the Air/O₂ times at stop depths ≤ 30 fsw, times on which the SurDO₂ chamber times are based,^{5,6} are too small to affect the SurDO₂ time — except in the few cases where the total stop times in the modified schedules are changed by one-half chamber O₂ period (15 minutes) or more. Except for those cases, the illustrated changes in total stop time arise wholly from changes in stop times at depths ≥ 40 fsw.

However, differences in the behavior of the Thalmann Algorithm with VVal-77 and VVal-79 confer distinct advantages to the VVal-79 parameters. In behavior that is arguably superior to that of the Thalmann Algorithm with VVal-77, the Thalmann Algorithm with VVal-79 prescribes 110-, 120-, 130-, and 140-fsw air dive no-stop limits that are equal to the smoothed USN57 target limits and are each one minute longer than the corresponding limit prescribed with VVal-77. Moreover, the no-stop limits prescribed with VVal-79 remain satisfactorily near or below those at the 0.2% $P_{\text{CNS-DCS}}$ isopleth at air diving depths deeper than 30 fsw. Over this range, only the limits for 90 and 100 fsw dives exceed the 0.2% $P_{\text{CNS-DCS}}$ isopleth — by three minutes and one minute, respectively. In contrast, the no-stop limits prescribed with VVal-77 near 100 fsw exceed limits at the 0.2% $P_{\text{CNS-DCS}}$ isopleth by as much as five minutes. Notably, all observed CNS DCS in the NEDU man-trial of longer air diving no-stop limits occurred after exposures that exceeded the 0.2% $P_{\text{CNS-DCS}}$ isopleth by two minutes or more.¹

Some no-stop air dives under the Thalmann Algorithm with VVal-18M require decompression stops with the decreased air diving no-stop limits under either of the modified VVal-18M parameter sets. This is also the case in USN-Rev6, where USN57 decompression schedules were substituted for these VVal-18M no-stop dives. Many decompression schedules prescribed by the Thalmann Algorithm with either VVal-77 or VVal-79 for longer air dives are also longer than their counterparts in USN-Rev6. With VVal-77, schedules for nonexceptional exposure air-only dives are up to six minutes longer than those tabulated in USN-Rev6. In comparison, decompression schedules prescribed with VVal-79 for the same dives exceed those tabulated in USN-Rev6 by amounts that are similar, or up to 10 minutes longer in only a few cases. Given the relatively high risks of DCS associated with such dives,^{5,6} the slightly longer decompressions incurred with VVal-79 could be considered advantageous. Corresponding increases in the lengths of Air/O₂ and SurDO₂ schedules are also relatively small, at the order of minutes.

The estimated P_{DCS} for no-stop air dives to the limits allowed by the Thalmann Algorithm with VVal-18 and its modifications increases with decreasing dive depths <50 fsw. The trend is illustrated in Figure 20 for no-stop limits prescribed by the Thalmann Algorithm with VVal-79, but is the same for no-stop limits prescribed with VVal-18, VVal-18M, VVal-76, or VVal-77: The changes to VVal-18M surfacing MPTTs made to produce the other parameter sets in this report do not affect Thalmann Algorithm no-stop limit prescriptions for dives to depths <90 fsw. The trend culminates with the 1102-minute no-stop limit for 25 fsw dives (Appendix C), dives that incur a 7.4% P_{DCS} under the BVM(3) model and a 9.5% P_{DCS} under the NMRI98 model (Appendix E). Notably, evidence indicates that NMRI98 and BVM(3) overestimate the P_{DCS} incurred by long, shallow dives and that the actual P_{DCS} in 25 fsw dives with 1102-minute bottom times may be only about 4.1%.¹⁸ This 1102-minute no-stop limit at 25 fsw has not been man-tested. DCS has been described following no-stop dives from depths near 25 fsw, but only following much longer, saturation bottom times. And this DCS manifests as Type I symptoms,¹⁹ not the serious DCS that has motivated rejecting extended no-stop limits for deep dives. Nevertheless, the algorithm-prescribed limit of 1102 minutes was replaced in USN-Rev6

with the 595-minute limit⁶ that first appeared in the *U.S. Navy Diving Manual, Revision 4* (1999).^a

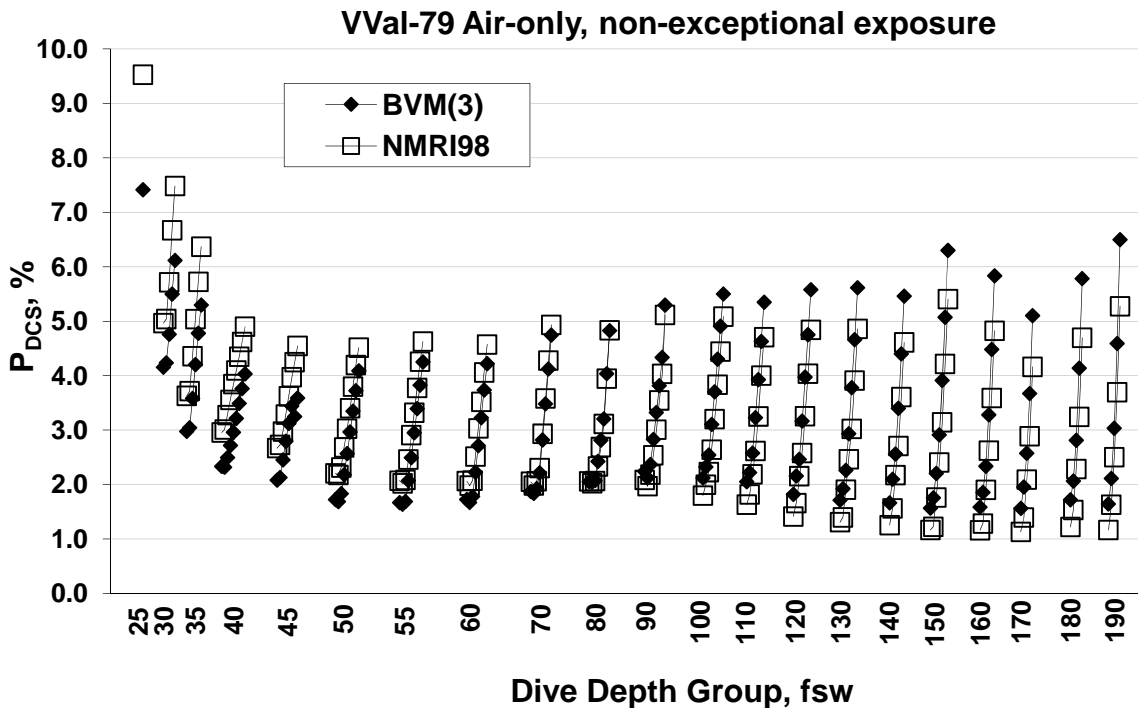


Figure 20. P_{DCS} (from Appendix E) of nonexceptional exposure air-only schedules in the Thalmann Algorithm VVal-79 Air Decompression Table as estimated with the NMRI98 and BVM(3) models. Points appear for schedules in order of increasing bottom time within dive depth groups in order of increasing dive depth. The leftmost points in each dive depth group are the estimates for dives to the no-stop limit for the depth. Estimated P_{DCS} values in the 25 fsw dive depth group are shown only for a dive to the no-stop limit of 1102 minutes.

^a In the originally published USN57 tables³, dives to ≤ 35 fsw had unlimited no-stop time, but finite no-stop limits at these shallow depths have since been promulgated in the *U.S. Navy Diving Manual*. The 310-minute no-stop limit at 35 fsw appeared when USN57 was first promulgated in the 1959 *U.S. Navy Diving Manual*.²⁰ However, this value appeared in the original USN57 report only as the time required in a 35 fsw dive to reach the top of the highest repetitive group (O) in the No-Decompression Limits and Repetitive Group Designators for No-Decompression Air Dives (sub-no-D) table. The 405-minute no-stop limit at 30 fsw and the 595-minute no-stop limit at 25 fsw first appeared in the *U.S. Navy Diving Manual, Revision 4*, in 1999.²¹ These two no-stop limits are unrelated to the original USN57, but are identical to those prescribed by the Thalmann Algorithm parameterized with VVal-18-1.²² VVal-18-1 is a modification of VVal-18 designed to produce no-stop limits equal to those in USN57 at 50 and 40 fsw and the 310-minute limit at 35 fsw. A complete set of air decompression tables generated by the Thalmann Algorithm with VVal-18-1 was first forwarded to NEDU before *Revision 4* was published. *Revision 4* also contains entries in the sub-no-D table for the K and L repetitive groups at 25 fsw and the M group at 30 fsw that do not appear previously. These entries present values that are identical to those calculated in an earlier review of the development of this table.²³

The algorithm-prescribed no-stop limit for 25 fsw dives can be made equal to the 595-minute limit by decreasing the surfacing MPTT for the 240-minute half-time compartment from 43.5 fsw to 40.78 fsw. To make the change conform to requirements for implementation in Navy Dive Computers, the modified surfacing MPTT is then linearly projected to depth. Unit slope is used to be consistent with all other VVal sets developed for use with the EL-DCM Thalmann Algorithm. This unit slope convention follows from a requirement to decompress the 240-minute half-time compartment in air saturation dives at an appropriate rate.²⁴ These changes were made to VVal-79 to produce VVal-82, with impacts on decompression times and estimated P_{DCS} of schedules for depths ≤ 90 fsw shown in Figures 21 and 22. The no-stop limits for dives to depths >25 fsw are not affected, but decompression schedules for dives with long bottom times in each dive depth group are substantially lengthened. These decompression time increases are limited largely to exceptional exposure dives. The lengthened schedules have mixed effects on the estimated P_{DCS} . P_{DCS} tends to increase with the initial increases in decompression stop time in shallow dive depth groups. With further increases in the stop times for dives with longer bottom times in each group, P_{DCS} tends to decrease, but the decreases are disproportionately small in comparison to the increases in decompression time. The theoretical benefit of the longer schedules prescribed with VVal-82 remains to be empirically established.

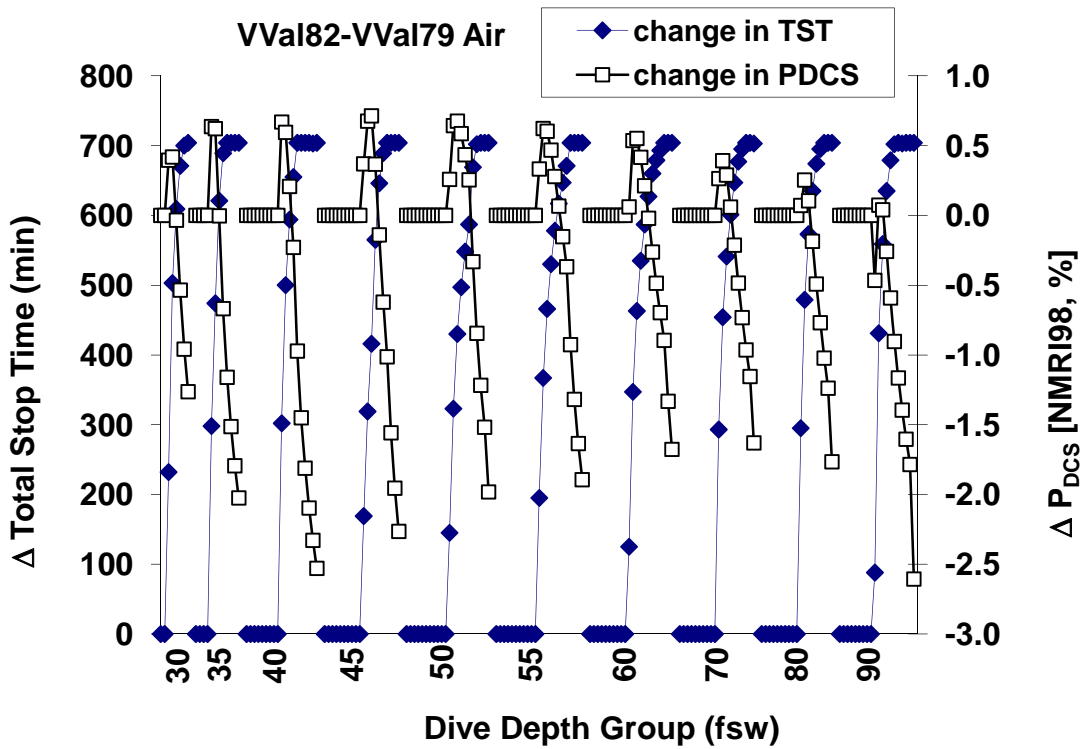


Figure 21. Total decompression stop times in air-only decompression schedules prescribed by the Thalmann Algorithm with VVal-82 compared with the total decompression stop times in the corresponding schedules prescribed by the Thalmann Algorithm with VVal-79. Corresponding changes in P_{DCS} as estimated with the NMRI98 model are shown to the scale on the right. Points appear for schedules in order of increasing bottom time within dive depth groups in order of increasing dive depth.

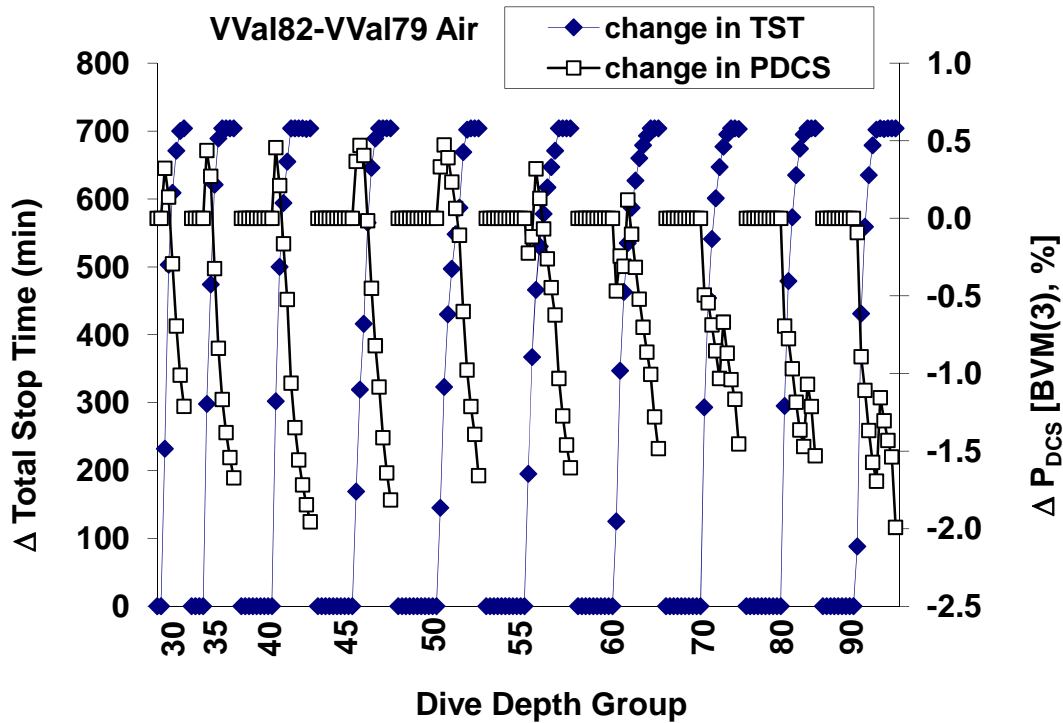


Figure 22. Data as illustrated in Figure 21, but showing P_{DCS} values as estimated with the BVM(3) model.

The VVal-18M parameter set was modified from the original VVal-18 parameters to avoid onerous increases in decompression times from USN57's times and to allow exceptional exposure air-only schedules to remain operationally feasible for emergency situations — albeit with higher P_{DCS} . Adopting VVal-82 would compromise the operational feasibility of many exceptional exposure prescriptions and require modifications to USN-Rev6 much more extensive than those required to adopt VVal-79.

MK 16 N₂-O₂ Diving

As noted in NEDU TR 07-09,⁵ the Thalmann Algorithm used in these applications (EL-DCM) was designed for MK 16 diving in which the diver inspired gas O₂ partial pressure (PO₂) is constant and, accordingly, diver venous PO₂ is assumed to be constant. The increase in PBOVP from 0 fsw to 10 fsw and the adoption of compartmental SDR values of 0.7 when breathing gases with fixed O₂ fraction (FO₂) >0.8 were changes to the VVal-18 parameters made in VVal-18M to accommodate air diving and air diving with in-water O₂ decompression, where venous PO₂ decreases during ascents. While these changes

are consequently inappropriate for application to MK 16 diving,^a the reduced compartmental MPTT values in either VVal-77 or VVal-79 are not related to accommodation of varying venous PO₂. With adoption of one or the other of these modified parameter sets for air diving, the reduced MPTT values might therefore be considered applicable to MK 16 diving in order to maintain consistency.

However, as Figures 23 and 24 show, the Thalmann Algorithm with either VVal-77 or VVal-79 prescribes no-stop limits for MK 16 MOD 0 N₂-O₂ or MK 16 MOD 1 N₂-O₂ diving that are substantially shorter than those currently accepted. These shorter no-stop limits result mainly from the reduced compartmental MPTT values in either VVal-77 or VVal-79, not from the other changes to the VVal-18 parameters that were imposed to accommodate varying venous PO₂. With no evidence that current no-stop limits for MK 16 MOD 0 or MK 16 MOD 1 N₂-O₂ diving should be so shortened, adoption of the reduced MPTT values in either VVal-77 or VVal-79 to support such diving is unwarranted.

^a The Thalmann Algorithm with VVal-18M or either of its VVal-77 or VVal-79 derivatives prescribes inappropriately long decompression times for MK 16 MOD 0 and MK 16 MOD 1 N₂-O₂ dives because of the compartmental SDR = 0.7 assignments in these parameter sets. During dives in which constant FO₂ gases are breathed, compartmental SDR values in the parameterization file are overridden with values of 1 when the inspired gas FO₂ is less than the CONSDR_FO2 setting. With the VVal-18M CNDSDR_FO2 setting of 0.8, compartmental SDR = 1 values are used throughout all dives in which only air (FO₂ = 0.21) is breathed, while compartmental SDR values as specified in the parameterization file are used throughout all constant PO₂ dives. Thus, the SDR = 0.7 assignments in VVal-18M, VVal-77, and VVal-79 are used throughout all MK 16 N₂-O₂ dives and considerably lengthen total decompression times beyond those obtained with the original compartmental SDR = 1 assignments in VVal-18.

MK 16 MOD 0 N₂-O₂

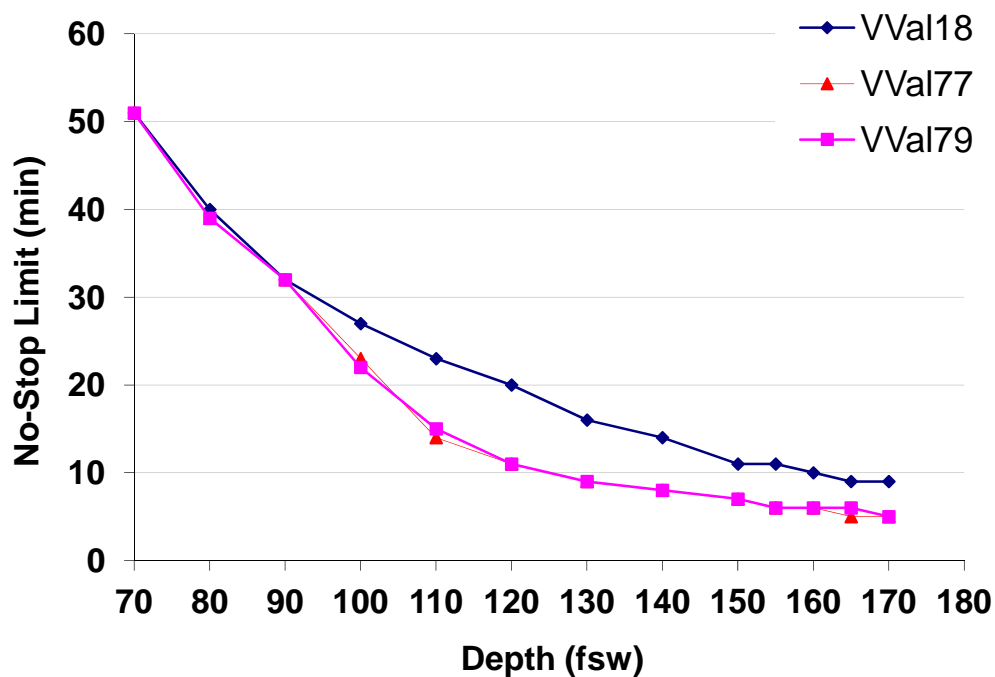


Figure 23. No-stop limits for MK 16 MOD 0 N₂-O₂ diving prescribed by the Thalmann Algorithm with VVal-77 and VVal-79, in comparison to the existing limits prescribed by the Thalmann Algorithm with VVal-18. The large reductions of the limits for dives to depths >90 fsw with either VVal-77 or VVal-79 make the algorithm with these parameters unsuitable for support of MK 16 MOD 0 N₂-O₂ diving.

MK 16 MOD 1 N₂-O₂

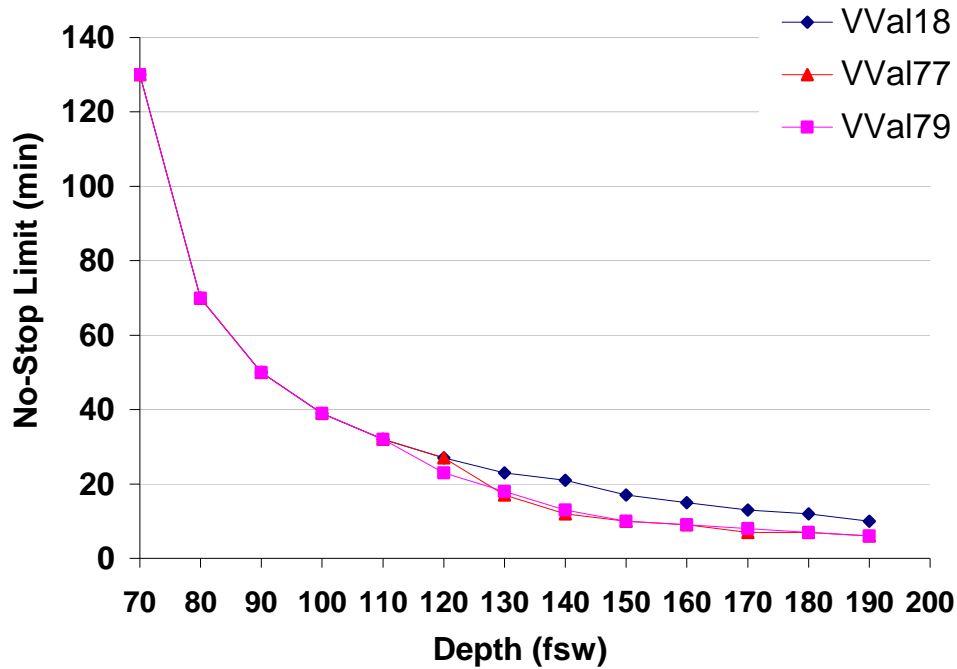


Figure 24. No-stop limits for MK 16 MOD 1 N₂-O₂ diving prescribed by the Thalmann Algorithm with VVal-77 and VVal-79, in comparison to the existing limits prescribed by the Thalmann Algorithm with VVal-18. The large reductions of the limits for dives to depths >110 fsw with either VVal-77 or VVal-79 make the algorithm with these parameters unsuitable for support of MK 16 MOD 1 N₂-O₂ diving.

5. CONCLUSIONS AND RECOMMENDATIONS

The Thalmann Algorithm with VVal-79 is superior to the Thalmann Algorithm with any of VVal-18M, VVal-76, or VVal-77 for support of air diving. The Thalmann Algorithm with VVal-79 prescribes air diving no-stop limits that are more faithful to the well-accepted USN57 air diving no-stop limits than are those prescribed by the Algorithm with the other parameter sets, it does so at the cost of only relatively small increases in decompression time in dives that exceed the no-stop limits, and it is suitable for implementation in current NDCs.

Changes required to reduce the Thalmann Algorithm-prescribed no-stop limit at 25 fsw to 595 minutes also increase decompression times for exceptional exposure dives at all depths by hours (VVal-82). These changes are not recommended: No man-testing exists to support the 595-minute no-stop limit or the increased decompression times, and all such dives exceed the limits of normal air diving operations.

1. Real-time decompression guidance provided by devices that operate with the Thalmann Algorithm with VVal-79 will remain within acceptable limits under normal air diving conditions and be suitable for use in emergency situations. The Thalmann Algorithm with VVal-79 is consequently recommended for use in the TDM.
2. If it is decided to modify the current AIR III NDCs, which are now functionally equivalent to the NSW III NDCs, it is recommended that the AIR IIIs be changed to use VVal-79.
3. To ensure that printed tables and real-time devices provide consistent guidance, VVal-79 is recommended for use to generate any forthcoming Thalmann Algorithm-based revision of the Air Decompression Table in the *U.S. Navy Diving Manual*.
4. The VVal-76, VVal-77, and VVal-79 Thalmann Algorithm parameter sets are based on the VVal-18M parameter set, which incorporates modifications to the VVal-18 parameters to accommodate the depth-dependent, diver venous O₂ tension changes that occur during air diving. Application of any of these modified parameter sets to MK 16 MOD 0 and MK 16 MOD 1 nitrox diving, in which the diver venous O₂ tension is practically constant, unacceptably decreases the no-stop limits and inappropriately increases total decompression times for these types of diving. All current VVal-18–based tables and NDCs for MK 16 MOD 0 and MK 16 MOD 1 nitrox diving should consequently be retained unchanged.

6. REFERENCES

1. D. J. Doolette, W. A. Gerth, and K. A. Gault, *Risk of Central Nervous System Decompression Sickness in Air Diving to No-Stop Limits*, NEDU TR 09-03, Navy Experimental Diving Unit, Panama City, FL, January 2009.
2. M. des Granges, *Standard Air Decompression Table*, NEDU Research Report 5-57, Navy Experimental Diving Unit, Washington Navy Yard, Washington, DC, December 1956.
3. M. des Granges, *Repetitive Diving Decompression Tables*, NEDU Research Report 6-57, Navy Experimental Diving Unit, Washington Navy Yard, Washington, DC, January 1957.
4. Commander, Naval Sea Systems Command, *U.S. Navy Diving Manual, Revision 6*, Publication SS521-AG-PRO-010 (Arlington, VA: NAVSEA, 2008).
5. W. A. Gerth and D. J. Doolette, *VVal-18 and VVal-18M Air Decompression Tables and Procedures*, NEDU TR 07-09, Navy Experimental Diving Unit, Panama City, FL, May 2007.
6. W. A. Gerth and D. J. Doolette, *Schedules in the Integrated Air Decompression Table of U.S. Navy Diving Manual, Revision 6: Computation and Estimated Risks of Decompression Sickness*. NEDU TR 09-05, Navy Experimental Diving Unit, Panama City, FL, June 2009.
7. F. K. Butler and D. G. Southerland, "The U.S. Navy Decompression Computer." *Undersea and Hyperbaric Medicine*, Vol. 28, No. 4 (2001), pp. 213–228.
8. E. D. Thalmann, *Computer Algorithms Used in Computing the MK 15/16 Constant 0.7 ATA Oxygen Partial Pressure Decompression Tables*, NEDU TR 1-83, Navy Experimental Diving Unit, Panama City, FL, January 1983.
9. W. A. Gerth, *Thalmann Algorithm Decompression Table Generation Software Design Document*, NEDU TR 10-09, Navy Experimental Diving Unit, Panama City, FL, September 2010.
10. E. T. Flynn (NAVSEA), "Air NDC Way Ahead," E-mail to K. A. Gault (NEDU) et al, 8 June 2007.
11. E. T. Flynn (NAVSEA), "RE: Air NDC Way Ahead," E-mail to K. A. Gault (NEDU) et al, 13 June 2007.
12. E. T. Flynn (NAVSEA), "RE: Air NDC Way Ahead," E-mail to K. A. Gault (NEDU) et al, 14 June 2007.

13. J. V. Dwyer, *Calculation of Repetitive Diving Decompression Tables*, NEDU Research Report 1-57, Navy Experimental Diving Unit, Washington Navy Yard, Washington, DC, August 1956.
14. R. D. Workman, *Calculation of Decompression Schedules for Nitrogen-Oxygen and Helium-Oxygen Dives*, NEDU Research Report 6-65, Navy Experimental Diving Unit, Washington Navy Yard, Washington, DC, 1965.
15. W. A. Gerth and R. D. Vann, *Development of Iso-DCS Risk Air and Nitrox Decompression Tables Using Statistical Bubble Dynamics Models*, Bethesda, MD: National Oceanic and Atmospheric Administration, Office of Undersea Research, 1996.
16. W. A. Gerth and R. D. Vann, "Probabilistic Gas and Bubble Dynamics Models of DCS Occurrence in Air and N₂O₂ Diving," *Undersea and Hyperbaric Medicine*, Vol. 24, No. 4 (1997), pp. 275–292.
17. E. Parker, S. S. Survanshi, P. B. Massell, and P. K. Weathersby, "Probabilistic Models of the Role of Oxygen in Human Decompression Sickness," *Journal of Applied Physiology*, Vol. 84 (1998), pp. 1096–1102.
18. H. D. Van Liew and E. T. Flynn, *Probability of Decompression Sickness in No-Stop Air Diving*, NEDU TR 04-42, Navy Experimental Diving Unit, Panama City, FL, December 2004.
19. D. J. Temple, R. Ball, P. K. Weathersby, E. C. Parker, and S. S. Survanshi, *The Dive Profiles and Manifestations of Decompression Sickness Cases After Air and Nitrogen-Oxygen Dives*, Technical Report 99-02, Naval Medical Research Center, Bethesda, MD, May 1999.
20. Navy Department, *U.S. Navy Diving Manual*, NAVSHIPS 250-538 (Washington, DC: Navy Department, Bureau of Ships, 1959).
21. Commander, Naval Sea Systems Command, *U.S. Navy Diving Manual, Revision 4*, NAVSEA 0910-LP-708-8000 / SS521-AG-PRO-010 (Arlington, VA: NAVSEA, 1999).
22. E. D. Thalmann, *Suitability of the USN MK 15 (VVAL18) Decompression Algorithm for Air Diving*, NEDU TR 03-11, Navy Experimental Diving Unit, Panama City, FL, August 2003. First submitted as Final Report for Contract No.: N0463A-96-M-7036, March 1997.
23. E. D. Thalmann and F. K. Butler, Jr, *A Procedure for Doing Multilevel Dives on Air Using Repetitive Groups*, NEDU TR 13-84, Navy Experimental Diving Unit, Panama City, FL, September 1983.

24. E. D. Thalmann, *Phase II Testing of Decompression Algorithms for Use in the U.S. Navy Underwater Decompression Computer*, NEDU TR 1-84, Navy Experimental Diving Unit, Panama City, FL, January 1984.

Appendix A.

Summary of VVal-18M Modifications Considered and Associated No-Stop Limit Prescriptions

Table A.1. VVal-18M Modifications

Name	Target Air Diving No-Stop Limits	Description
VVal-76	Air diving bottom times from which no-stop ascents to surface incur 0.2% risk of CNS DCS as estimated with Model 2 in NEDU TR 09-03.	VVal-18M surfacing MPTTs for 5-, 10-, and 20-minute half-time compartments are reduced from 120 fsw to 106.7 fsw, from 98 fsw to 86.7 fsw, and from 78.0 fsw to 70.3 fsw, respectively. All other VVal-18M MPTTs are retained.
VVal-77	None explicitly specified.	All MPTTs for the 5-minute half-time compartment, including those at all allowed decompression stop depths, are set equal to those for the 10 minute half-time compartment in VVal-18M. All other VVal-18M MPTTs are retained.
VVal-79	Smoothed USN-57 air no-stop limits for dives to depths of 60 fsw and deeper with 75 fsw/min descent rate, 30 fsw/min ascent rate, and instantaneous ascent to surface from the last allowed decompression stop depth at 20 fsw.	VVal-18M surfacing MPTTs for both the 5- and 10-minute half-time compartments are reduced to 99.3 and 88.7 fsw, respectively, with projections of these to depth at unit slope (1fsw/1fsw). All other VVal-18M MPTTs are retained.
VVal-82	Smoothed USN-57 air no-stop limits for dives to depths of 60 fsw and deeper and USN 57 air no-stop limit for 25 fsw dives, all with 75 fsw/min descent rate, 30 fsw/min ascent rate, and instantaneous ascent to surface from the last allowed decompression stop depth at 20 fsw.	Equivalent to VVal-79 except the surfacing MPTT in the 240-minute compartment is reduced from 43.5 to 40.78 fsw and projected to depth at unit slope (1fsw/1fsw).

Table A.2. No-stop Limits Prescribed by the Thalmann Algorithm with Various Parameter Sets* Compared with Limits from Other Sources

Depth (fsw)	No-stop Limit (min)					
	USN57	VVal-18M	VVal-76	VVal-77	VVal-79	0.2% CNS DCS
30		371	371	371	371	319
40	200	163	163	163	163	172
50	100	92	92	92	92	107
60	60	63	63	63	63	72
70	50	48	48	48	48	52
80	40	39	38	39	39	39
90	30	33	30	33	33	30
100	25	29	24	29	25	24
110	20	25	19	19	20	20
120	15	22	16	14	15	16
130	10	19	14	11	12	14
140	10	17	12	9	10	12
150	5	15	10	8	8	10
160	5	13	9	7	7	9
170	5	11	8	6	6	8
180	5	10	7	5	6	7
190	5	9	6	5	5	6

* As computed for dives with 75 fsw/min descent rates and 30 fsw/min ascent rates to a last allowed stop depth of 20 fsw, followed by instantaneous ascent to surface.

APPENDIX B

Thalmann Algorithm VVal-79 Parameters

(Shaded values are modified from VVal-18M parameters in NEDU TR 07-09.)

Table B.1.
Table of Maximum Permissible Tissue Tensions (VVal-79 Nitrogen)^a

STOP DEPTH	TISSUE HALF-TIMES								
	5 MIN	10 MIN	20 MIN	40 MIN	80 MIN	120 MIN	160 MIN	200 MIN	240 MIN
FSW	0.70 SDR	0.70 SDR	0.70 SDR	0.70 SDR	0.70 SDR	0.70 SDR	0.70 SDR	0.70 SDR	0.70 SDR
10	99.3	87.7	78.0	56.0	48.5	45.5	44.5	44.0	43.5
20	109.3	97.7	88.0	66.0	58.5	55.5	54.5	54.0	53.5
30	119.3	107.7	98.0	76.0	68.5	65.5	64.5	64.0	63.5
40	129.3	117.7	108.0	86.0	78.5	75.5	74.5	74.0	73.5
50	139.3	127.7	118.0	96.0	88.5	85.5	84.5	84.0	83.5
60	149.3	137.7	128.0	106.0	98.5	95.5	94.5	94.0	93.5
70	159.3	147.7	138.0	116.0	108.5	105.5	104.5	104.0	103.5
80	169.3	157.7	148.0	126.0	118.5	115.5	114.5	114.0	113.5
90	179.3	167.7	158.0	136.0	128.5	125.5	124.5	124.0	123.5
100	189.3	177.7	168.0	146.0	138.5	135.5	134.5	134.0	133.5
110	199.3	187.7	178.0	156.0	148.5	145.5	144.5	144.0	143.5
120	209.3	197.7	188.0	166.0	158.5	155.5	154.5	154.0	153.5
130	219.3	207.7	198.0	176.0	168.5	165.5	164.5	164.0	163.5
140	229.3	217.7	208.0	186.0	178.5	175.5	174.5	174.0	173.5
150	239.3	227.7	218.0	196.0	188.5	185.5	184.5	184.0	183.5
160	249.3	237.7	228.0	206.0	198.5	195.5	194.5	194.0	193.5
170	259.3	247.7	238.0	216.0	208.5	205.5	204.5	204.0	203.5
180	269.3	257.7	248.0	226.0	218.5	215.5	214.5	214.0	213.5
190	279.3	267.7	258.0	236.0	228.5	225.5	224.5	224.0	223.5
200	289.3	277.7	268.0	246.0	238.5	235.5	234.5	234.0	233.5
210	299.3	287.7	278.0	256.0	248.5	245.5	244.5	244.0	243.5
220	309.3	297.7	288.0	266.0	258.5	255.5	254.5	254.0	253.5
230	319.3	307.7	298.0	276.0	268.5	265.5	264.5	264.0	263.5
240	329.3	317.7	308.0	286.0	278.5	275.5	274.5	274.0	273.5
250	339.3	327.7	318.0	296.0	288.5	285.5	284.5	284.0	283.5
260	349.3	337.7	328.0	306.0	298.5	295.5	294.5	294.0	293.5
270	359.3	347.7	338.0	316.0	308.5	305.5	304.5	304.0	303.5
280	369.3	357.7	348.0	326.0	318.5	315.5	314.5	314.0	313.5
290	379.3	367.7	358.0	336.0	328.5	325.5	324.5	324.0	323.5
300	389.3	377.7	368.0	346.0	338.5	335.5	334.5	334.0	333.5

^a MPTT values in each row are used in the Thalmann EL-DCM to assess the time at the corresponding stop depth required before ascent to the next shallower stop

depth. Thus, tabulated MPTT values for the 10 fsw stop depth are the “surfacing values” that express the MPTTs at surface.

A 20 fsw last allowed decompression stop is implemented by replacing the tabulated MPTT values for the 20 fsw stop depth with those for the 10 fsw stop depth.

Table B.2.
Table of VVal-79 Global Parameters

PARAMETER	VALUE	UNITS
PACO2	1.50	FSW
PH2O	0.00	FSW
PVCO2	2.30	FSW
PVO2	2.00	FSW
AMBAO2	0.00	FSW
PBOVP	10.00	FSW
sPBOVP	0.00	FSW
O2CEIL	30.0	FSW
O2TIME	30.0	MIN
AIRTIME	5.0	MIN
CNDSDR_FO2	0.80	*
O2TIME_FO2	0.80	*
GSWLAT	0.00	MIN
GSW_DEAD	TRUE	
AB_DEAD	TRUE	
OMIT_TRVL	TRUE	
SRF_CNTRLT_MODE	1	*
LST_DOMode	1	*
RGD_SPRSS	2	*
TTIS	TRUE	
STIME	0.2	MIN
RNTMODE	0	*

* dimensionless

Table B.3.
Table of SurDO₂ Parameters

PARAMETER	VALUE	UNITS
DrpOut_DEPTH	40.0	FSW
DrpOut_ARATE	40.0	FSW/MIN
CDRATE	100.0	FSW/MIN
CARATE	30.0	FSW/MIN
SurDTimFctr	1.1	*
O2TIME	30.0	MIN
AIRTIME	5.0	MIN
O2TIME_FO2	85.0	*

*dimensionless

Appendix C

Thalman Algorithm VVal-79 No-Decompression Limits and Repetitive Group Designators for No-Decompression Air Dives

RATES: DESCENT 75 FPM; ASCENT 30 FPM
 LAST ALLOWED DECOMPRESSION STOP: 20 FSW

		REPETITIVE GROUP DESIGNATORS															
		BOTTOM TIME (MIN)															
DEPTH (FSW)	NO-STOP LIMIT	A 27	B 28	C 30	D 31	E 32	F 33	G 35	H 36	I 37	J 38	K 40	L 41	M 42	N 43	O 45	Z 46
10	unlimited	57	101	158	245	426	*										
15	unlimited	36	60	88	121	163	217	297	449	*							
20	unlimited	26	43	61	82	106	133	165	205	256	330	461	*				
25	1102	20	33	47	62	78	97	117	140	166	198	236	285	354	469	992	1102
30	371	17	27	38	50	62	76	91	107	125	145	167	193	223	260	307	371
35	232	14	23	32	42	52	63	74	87	100	115	131	148	168	190	215	232
40	163	12	20	27	36	44	53	63	73	84	95	108	121	135	151	163	
45	125	11	17	24	31	39	46	55	63	72	82	92	102	114	125		
50	92	9	15	21	28	34	41	48	56	63	71	80	89	92			
55	74	8	14	19	25	31	37	43	50	56	63	71	74				
60	63	7	12	17	22	28	33	39	45	51	57	63					
70	48	6	10	14	19	23	28	32	37	42	47	48					
80	39	5	9	12	16	20	24	28	32	36	39						
90	33	4	7	11	14	17	21	24	28	31	33						
100	25	4	6	9	12	15	18	21	25								
110	20	3	6	8	11	14	16	19	20								
120	15	3	5	7	10	12	15										
130	12	2	4	6	9	11	12										
140	10	2	4	6	8	10											
150	8		3	5	7	8											
160	7		3	5	6	7											
170	6			4	6												
180	6			4	5	6											
190	5			3	5												

*Highest repetitive group that can be achieved at this depth regardless of bottom time.

Appendix D

VVal-79 Air Decompression Table

O ₂	DEPTH (FSW)	BTM TIM (M)	TM TO FIRST STOP (M:S)	GAS MIX	DECOMPRESSION STOPS (FSW)										TOTAL ASCNT TIME (M:S)	CHAMBER O ₂ PERIODS	RPT GRP DES		
					130	120	110	100	90	80	70	60	50	40				30	20
30	371		1:00	AIR												0	1:00	0	Z
				AIR/O ₂												0	1:00		
	30	380	0:20	AIR												5	6:00	0.5	Z
				AIR/O ₂												1	2:00		
	30	420	0:20	AIR												22	23:00	0.5	Z
				AIR/O ₂												5	6:00		
	30	480	0:20	AIR												42	43:00	0.5	
				AIR/O ₂												9	10:00		
30	540	0:20	AIR												71	72:00	1		
			AIR/O ₂												14	15:00			
30	600	0:20	AIR												92	93:00	1		
			AIR/O ₂												19	20:00			
30	660	0:20	AIR												120	121:00	1		
			AIR/O ₂												22	23:00			
30	720	0:20	AIR												158	159:00	1		
			AIR/O ₂												27	28:00			
35	232		1:10	AIR											0	1:10	0	Z	
				AIR/O ₂											0	1:10			
	35	240	0:30	AIR											4	5:10	0.5	Z	
				AIR/O ₂											2	3:10			
	35	270	0:30	AIR											28	29:10	0.5	Z	
				AIR/O ₂											7	8:10			
	35	300	0:30	AIR											53	54:10	0.5	Z	
				AIR/O ₂											13	14:10			
	35	330	0:30	AIR											71	72:10	1	Z	
				AIR/O ₂											18	19:10			
35	360	0:30	AIR											88	89:10	1			
			AIR/O ₂											22	23:10				
35	420	0:30	AIR											134	135:10	1.5			
			AIR/O ₂											29	30:10				
35	480	0:30	AIR											173	174:10	1.5			
			AIR/O ₂											38	44:10				
35	540	0:30	AIR											228	229:10	2			
			AIR/O ₂											45	51:10				
35	600	0:30	AIR											277	278:10	2			
			AIR/O ₂											53	59:10				
35	660	0:30	AIR											314	315:10	2.5			
			AIR/O ₂											63	69:10				
35	720	0:30	AIR											342	343:10	3			
			AIR/O ₂											71	82:10				

Air Decompression Table, VVal-79 Thalmann Algorithm

DEPTH (FSW)	BTM TIM (M)	TM TO FIRST STOP (M:S)	GAS MIX	DECOMPRESSION STOPS (FSW)											TOTAL ASCNT TIME (M:S)	CHAMBER O ₂ PERIODS	RPT GRP DES		
				130	120	110	100	90	80	70	60	50	40	30				20	
40	163	1:20	AIR AIR/O ₂													0 0	1:20 1:20	0	O
40	170	0:40	AIR AIR/O ₂													6 2	7:20 3:20	0.5	O
40	180	0:40	AIR AIR/O ₂													14 5	15:20 6:20	0.5	Z
40	190	0:40	AIR AIR/O ₂													21 7	22:20 8:20	0.5	Z
40	200	0:40	AIR AIR/O ₂													27 9	28:20 10:20	0.5	Z
40	210	0:40	AIR AIR/O ₂													39 11	40:20 12:20	0.5	Z
40	220	0:40	AIR AIR/O ₂													52 12	53:20 13:20	0.5	Z
40	230	0:40	AIR AIR/O ₂													64 16	65:20 17:20	1	Z
40	240	0:40	AIR AIR/O ₂													75 19	76:20 20:20	1	Z
40	270	0:40	AIR AIR/O ₂													101 26	102:20 27:20	1	Z
40	300	0:40	AIR AIR/O ₂													128 33	129:20 34:20	1.5	
40	330	0:40	AIR AIR/O ₂													160 38	161:20 44:20	1.5	
40	360	0:40	AIR AIR/O ₂													184 44	185:20 50:20	2	
40	420	0:40	AIR AIR/O ₂													248 56	249:20 62:20	2.5	
40	480	0:40	AIR AIR/O ₂													321 68	322:20 79:20	2.5	
40	540	0:40	AIR AIR/O ₂													372 80	373:20 91:20	3	
40	600	0:40	AIR AIR/O ₂													410 93	411:20 104:20	3.5	
40	660	0:40	AIR AIR/O ₂													439 103	440:20 119:20	4	
40	720	0:40	AIR AIR/O ₂													461 112	462:20 128:20	4.5	
45	125	1:30	AIR AIR/O ₂													0 0	1:30 1:30	0	N
45	130	0:50	AIR AIR/O ₂													2 1	3:30 2:30	0.5	O
45	140	0:50	AIR													14	15:30	0.5	O

Air Decompression Table, VVal-79 Thalmann Algorithm

DEPTH (FSW)	BTM TIM (M)	TM TO FIRST STOP (M:S)	GAS MIX	DECOMPRESSION STOPS (FSW)											TOTAL ASCNT TIME (M:S)	CHAMBER O ₂ PERIODS	RPT GRP DES	
				130	120	110	100	90	80	70	60	50	40	30				20
			AIR/O ₂												5	6:30		
45	150	0:50	AIR												25	26:30	0.5	Z
			AIR/O ₂												8	9:30		
45	160	0:50	AIR												34	35:30	0.5	Z
			AIR/O ₂												11	12:30		
45	170	0:50	AIR												41	42:30	1	Z
			AIR/O ₂												14	15:30		
45	180	0:50	AIR												59	60:30	1	Z
			AIR/O ₂												17	18:30		
45	190	0:50	AIR												75	76:30	1	Z
			AIR/O ₂												19	20:30		
45	200	0:50	AIR												89	90:30	1	Z
			AIR/O ₂												23	24:30		
45	210	0:50	AIR												101	102:30	1	Z
			AIR/O ₂												27	28:30		
45	220	0:50	AIR												112	113:30	1.5	Z
			AIR/O ₂												30	31:30		
45	230	0:50	AIR												121	122:30	1.5	Z
			AIR/O ₂												33	34:30		
45	240	0:50	AIR												130	131:30	1.5	Z
			AIR/O ₂												37	43:30		
45	270	0:50	AIR												173	174:30	2	
			AIR/O ₂												45	51:30		
45	300	0:50	AIR												206	207:30	2	
			AIR/O ₂												51	57:30		
45	330	0:50	AIR												243	244:30	2.5	
			AIR/O ₂												61	67:30		
45	360	0:50	AIR												288	289:30	3	
			AIR/O ₂												69	80:30		
45	420	0:50	AIR												373	374:30	3.5	
			AIR/O ₂												84	95:30		
45	480	0:50	AIR												431	432:30	4	
			AIR/O ₂												101	117:30		
45	540	0:50	AIR												473	474:30	4.5	
			AIR/O ₂												117	133:30		
50	92	1:40	AIR												0	1:40	0	M
			AIR/O ₂												0	1:40		
50	95	1:00	AIR												2	3:40	0.5	M
			AIR/O ₂												1	2:40		
50	100	1:00	AIR												4	5:40	0.5	N
			AIR/O ₂												2	3:40		
50	110	1:00	AIR												8	9:40	0.5	O
			AIR/O ₂												4	5:40		
50	120	1:00	AIR												21	22:40	0.5	O

Air Decompression Table, VVal-79 Thalmann Algorithm

DEPTH (FSW)	BTM TIM (M)	TM TO FIRST STOP (M:S)	GAS MIX	DECOMPRESSION STOPS (FSW)											TOTAL ASCNT TIME (M:S)	CHAMBER O ₂ PERIODS	RPT GRP DES	
				130	120	110	100	90	80	70	60	50	40	30				20
			AIR/O ₂												7	8:40		
50	130	1:00	AIR												34	35:40	0.5	Z
			AIR/O ₂												12	13:40		
50	140	1:00	AIR												45	46:40	1	Z
			AIR/O ₂												16	17:40		
50	150	1:00	AIR												56	57:40	1	Z
			AIR/O ₂												19	20:40		
50	160	1:00	AIR												78	79:40	1	Z
			AIR/O ₂												23	24:40		
50	170	1:00	AIR												96	97:40	1	Z
			AIR/O ₂												26	27:40		
50	180	1:00	AIR												111	112:40	1.5	Z
			AIR/O ₂												30	31:40		
50	190	1:00	AIR												125	126:40	1.5	Z
			AIR/O ₂												35	36:40		
50	200	1:00	AIR												136	137:40	1.5	Z
			AIR/O ₂												39	45:40		
50	210	1:00	AIR												147	148:40	2	
			AIR/O ₂												43	49:40		
50	220	1:00	AIR												166	167:40	2	
			AIR/O ₂												47	53:40		
50	230	1:00	AIR												183	184:40	2	
			AIR/O ₂												50	56:40		
50	240	1:00	AIR												198	199:40	2	
			AIR/O ₂												53	59:40		
50	270	1:00	AIR												236	237:40	2.5	
			AIR/O ₂												62	68:40		
50	300	1:00	AIR												285	286:40	3	
			AIR/O ₂												74	85:40		
50	330	1:00	AIR												345	346:40	3.5	
			AIR/O ₂												83	94:40		
50	360	1:00	AIR												393	394:40	3.5	
			AIR/O ₂												92	103:40		
50	420	1:00	AIR												464	465:40	4.5	
			AIR/O ₂												113	129:40		
55	74	1:50	AIR												0	1:50	0	L
			AIR/O ₂												0	1:50		
55	75	1:10	AIR												1	2:50	0.5	L
			AIR/O ₂												1	2:50		
55	80	1:10	AIR												4	5:50	0.5	M
			AIR/O ₂												2	3:50		
55	90	1:10	AIR												10	11:50	0.5	N
			AIR/O ₂												5	6:50		
55	100	1:10	AIR												17	18:50	0.5	O

Air Decompression Table, VVal-79 Thalmann Algorithm

DEPTH (FSW)	BTM TIM (M)	TM TO FIRST STOP (M:S)	GAS MIX	DECOMPRESSION STOPS (FSW)											TOTAL ASCNT TIME (M:S)	CHAMBER O ₂ PERIODS	RPT GRP DES	
				130	120	110	100	90	80	70	60	50	40	30				20
			AIR/O ₂												8	9:50		
55	110	1:10	AIR												34	35:50	0.5	O
			AIR/O ₂												12	13:50		
55	120	1:10	AIR												48	49:50	1	Z
			AIR/O ₂												17	18:50		
55	130	1:10	AIR												59	60:50	1	Z
			AIR/O ₂												22	23:50		
55	140	1:10	AIR												84	85:50	1	Z
			AIR/O ₂												26	27:50		
55	150	1:10	AIR												105	106:50	1.5	Z
			AIR/O ₂												30	31:50		
55	160	1:10	AIR												123	124:50	1.5	Z
			AIR/O ₂												34	35:50		
55	170	1:10	AIR												138	139:50	1.5	Z
			AIR/O ₂												40	46:50		
55	180	1:10	AIR												151	152:50	2	Z
			AIR/O ₂												45	51:50		
55	190	1:10	AIR												169	170:50	2	
			AIR/O ₂												50	56:50		
55	200	1:10	AIR												190	191:50	2	
			AIR/O ₂												54	60:50		
55	210	1:10	AIR												208	209:50	2.5	
			AIR/O ₂												58	64:50		
55	220	1:10	AIR												224	225:50	2.5	
			AIR/O ₂												62	68:50		
55	230	1:10	AIR												239	240:50	2.5	
			AIR/O ₂												66	77:50		
55	240	1:10	AIR												254	255:50	3	
			AIR/O ₂												69	80:50		
55	270	1:10	AIR												313	314:50	3.5	
			AIR/O ₂												83	94:50		
55	300	1:10	AIR												380	381:50	3.5	
			AIR/O ₂												94	105:50		
55	330	1:10	AIR												432	433:50	4	
			AIR/O ₂												106	122:50		
55	360	1:10	AIR												474	475:50	4.5	
			AIR/O ₂												118	134:50		
60	63	2:00	AIR												0	2:00	0	K
			AIR/O ₂												0	2:00		
60	65	1:20	AIR												2	4:00	0.5	L
			AIR/O ₂												1	3:00		
60	70	1:20	AIR												7	9:00	0.5	L
			AIR/O ₂												4	6:00		
60	80	1:20	AIR												14	16:00	0.5	N

Air Decompression Table, VVal-79 Thalmann Algorithm

DEPTH (FSW)	BTM TIM (M)	TM TO FIRST STOP (M:S)	GAS MIX	DECOMPRESSION STOPS (FSW)											TOTAL ASCNT TIME (M:S)	CHAMBER O ₂ PERIODS	RPT GRP DES		
				130	120	110	100	90	80	70	60	50	40	30				20	
			AIR/O ₂													7	9:00		
60	90	1:20	AIR												23	25:00	0.5	O	
			AIR/O ₂												10	12:00			
60	100	1:20	AIR												42	44:00	1	Z	
			AIR/O ₂												15	17:00			
60	110	1:20	AIR												57	59:00	1	Z	
			AIR/O ₂												21	23:00			
60	120	1:20	AIR												75	77:00	1	Z	
			AIR/O ₂												26	28:00			
60	130	1:20	AIR												102	104:00	1.5	Z	
			AIR/O ₂												31	33:00			
60	140	1:20	AIR												124	126:00	1.5	Z	
			AIR/O ₂												35	37:00			
60	150	1:20	AIR												143	145:00	2	Z	
			AIR/O ₂												41	48:00			
60	160	1:20	AIR												158	160:00	2	Z	
			AIR/O ₂												48	55:00			
60	170	1:20	AIR												178	180:00	2		
			AIR/O ₂												53	60:00			
60	180	1:20	AIR												201	203:00	2.5		
			AIR/O ₂												59	66:00			
60	190	1:20	AIR												222	224:00	2.5		
			AIR/O ₂												64	71:00			
60	200	1:20	AIR												240	242:00	2.5		
			AIR/O ₂												68	80:00			
60	210	1:20	AIR												256	258:00	3		
			AIR/O ₂												73	85:00			
60	220	1:20	AIR												278	280:00	3		
			AIR/O ₂												77	89:00			
60	230	1:20	AIR												300	302:00	3.5		
			AIR/O ₂												82	94:00			
60	240	1:20	AIR												321	323:00	3.5		
			AIR/O ₂												88	100:00			
60	270	1:20	AIR												398	400:00	4		
			AIR/O ₂												102	119:00			
60	300	1:20	AIR												456	458:00	4.5		
			AIR/O ₂												115	132:00			
70	48	2:20	AIR												0	2:20	0	K	
			AIR/O ₂												0	2:20			
70	50	1:40	AIR												2	4:20	0.5	K	
			AIR/O ₂												1	3:20			
70	55	1:40	AIR												9	11:20	0.5	L	
			AIR/O ₂												5	7:20			
70	60	1:40	AIR												14	16:20	0.5	M	

Air Decompression Table, VVal-79 Thalmann Algorithm

DEPTH (FSW)	BTM TIM (M)	TM TO FIRST STOP (M:S)	GAS MIX	DECOMPRESSION STOPS (FSW)											TOTAL ASCNT TIME (M:S)	CHAMBER O ₂ PERIODS	RPT GRP DES		
				130	120	110	100	90	80	70	60	50	40	30				20	
			AIR/O ₂													8	10:20		
70	70	1:40	AIR												24	26:20	0.5	N	
			AIR/O ₂												13	15:20			
70	80	1:40	AIR												44	46:20	1	O	
			AIR/O ₂												17	19:20			
70	90	1:40	AIR												64	66:20	1	Z	
			AIR/O ₂												24	26:20			
70	100	1:40	AIR												88	90:20	1.5	Z	
			AIR/O ₂												31	33:20			
70	110	1:40	AIR												120	122:20	1.5	Z	
			AIR/O ₂												38	45:20			
70	120	1:40	AIR												145	147:20	2	Z	
			AIR/O ₂												44	51:20			
70	130	1:40	AIR												167	169:20	2	Z	
			AIR/O ₂												51	58:20			
70	140	1:40	AIR												189	191:20	2.5		
			AIR/O ₂												59	66:20			
70	150	1:40	AIR												219	221:20	2.5		
			AIR/O ₂												66	78:20			
70	160	1:20	AIR												1 244	247:00	3		
			AIR/O ₂												1 72	85:00			
70	170	1:20	AIR												2 265	269:00	3		
			AIR/O ₂												1 78	91:00			
70	180	1:20	AIR												4 289	295:00	3.5		
			AIR/O ₂												2 83	97:00			
70	190	1:20	AIR												5 316	323:00	3.5		
			AIR/O ₂												3 88	103:00			
70	200	1:20	AIR												9 345	356:00	4		
			AIR/O ₂												5 93	115:00			
70	210	1:20	AIR												13 378	393:00	4		
			AIR/O ₂												7 98	122:00			
70	240	1:20	AIR												25 454	481:00	5		
			AIR/O ₂												13 110	140:00			
80	39	2:40	AIR												0	2:40	0	J	
			AIR/O ₂												0	2:40			
80	40	2:00	AIR												1	3:40	0.5	J	
			AIR/O ₂												1	3:40			
80	45	2:00	AIR												10	12:40	0.5	K	
			AIR/O ₂												5	7:40			
80	50	2:00	AIR												17	19:40	0.5	M	
			AIR/O ₂												9	11:40			
80	55	2:00	AIR												24	26:40	0.5	M	
			AIR/O ₂												13	15:40			
80	60	2:00	AIR												30	32:40	1	N	

Air Decompression Table, VVal-79 Thalmann Algorithm

DEPTH (FSW)	BTM TIM (M)	TM TO FIRST STOP (M:S)	GAS MIX	DECOMPRESSION STOPS (FSW)										TOTAL ASCNT TIME (M:S)	CHAMBER O ₂ PERIODS	RPT GRP DES		
				130	120	110	100	90	80	70	60	50	40				30	20
			AIR/O ₂												16	18:40		
80	70	2:00	AIR												54	56:40	1	O
			AIR/O ₂												22	24:40		
80	80	2:00	AIR												77	79:40	1.5	Z
			AIR/O ₂												30	32:40		
80	90	2:00	AIR												114	116:40	1.5	Z
			AIR/O ₂												39	46:40		
80	100	1:40	AIR												1 147	150:20	2	Z
			AIR/O ₂												1 46	54:20		
80	110	1:40	AIR												6 171	179:20	2	Z
			AIR/O ₂												3 51	61:20		
80	120	1:40	AIR												10 200	212:20	2.5	
			AIR/O ₂												5 59	71:20		
80	130	1:40	AIR												14 232	248:20	3	
			AIR/O ₂												7 67	86:20		
80	140	1:40	AIR												17 258	277:20	3.5	
			AIR/O ₂												9 73	94:20		
80	150	1:40	AIR												19 285	306:20	3.5	
			AIR/O ₂												10 80	102:20		
80	160	1:40	AIR												21 318	341:20	4	
			AIR/O ₂												11 86	114:20		
80	170	1:40	AIR												27 354	383:20	4	
			AIR/O ₂												14 90	121:20		
80	180	1:40	AIR												33 391	426:20	4.5	
			AIR/O ₂												17 96	130:20		
80	210	1:40	AIR												51 473	526:20	5	
			AIR/O ₂												26 110	158:20		
90	33	3:00	AIR												0	3:00	0	J
			AIR/O ₂												0	3:00		
90	35	2:20	AIR												4	7:00	0.5	J
			AIR/O ₂												2	5:00		
90	40	2:20	AIR												14	17:00	0.5	L
			AIR/O ₂												7	10:00		
90	45	2:20	AIR												23	26:00	0.5	M
			AIR/O ₂												12	15:00		
90	50	2:20	AIR												31	34:00	1	N
			AIR/O ₂												17	20:00		
90	55	2:20	AIR												39	42:00	1	O
			AIR/O ₂												21	24:00		
90	60	2:20	AIR												56	59:00	1	O
			AIR/O ₂												24	27:00		
90	70	2:20	AIR												83	86:00	1.5	Z
			AIR/O ₂												32	35:00		
90	80	2:00	AIR												5 125	132:40	2	Z

Air Decompression Table, VVal-79 Thalmann Algorithm

DEPTH (FSW)	BTM TIM (M)	TM TO FIRST STOP (M:S)	GAS MIX	DECOMPRESSION STOPS (FSW)										TOTAL ASCNT TIME (M:S)	CHAMBER O ₂ PERIODS	RPT GRP DES	
				130	120	110	100	90	80	70	60	50	40				30
			AIR/O ₂											3 40	50:40		
90	90	2:00	AIR											13 158	173:40	2	Z
			AIR/O ₂											7 46	60:40		
90	100	2:00	AIR											19 185	206:40	2.5	
			AIR/O ₂											10 53	70:40		
90	110	2:00	AIR											25 224	251:40	3	
			AIR/O ₂											13 61	86:40		
90	120	1:40	AIR											2 28 256	288:20	3.5	
			AIR/O ₂											2 14 70	98:40		
90	130	1:40	AIR											5 28 291	326:20	3.5	
			AIR/O ₂											5 14 79	110:40		
90	140	1:40	AIR											8 28 330	368:20	4	
			AIR/O ₂											8 14 87	126:40		
90	150	1:40	AIR											11 34 378	425:20	4.5	
			AIR/O ₂											11 17 94	139:40		
90	160	1:40	AIR											13 40 418	473:20	4.5	
			AIR/O ₂											13 20 101	151:40		
90	170	1:40	AIR											15 45 451	513:20	5	
			AIR/O ₂											15 23 106	166:40		
90	180	1:40	AIR											16 51 479	548:20	5.5	
			AIR/O ₂											16 26 112	176:40		
90	240	1:40	AIR											42 68 592	704:20	7.5	
			AIR/O ₂											42 34 159	267:40		
100	25	3:20	AIR											0	3:20	0	H
			AIR/O ₂											0	3:20		
100	30	2:40	AIR											3	6:20	0.5	J
			AIR/O ₂											2	5:20		
100	35	2:40	AIR											15	18:20	0.5	L
			AIR/O ₂											8	11:20		
100	40	2:40	AIR											26	29:20	1	M
			AIR/O ₂											14	17:20		
100	45	2:40	AIR											36	39:20	1	N
			AIR/O ₂											19	22:20		
100	50	2:40	AIR											47	50:20	1	O
			AIR/O ₂											24	27:20		
100	55	2:40	AIR											65	68:20	1.5	Z
			AIR/O ₂											28	31:20		
100	60	2:40	AIR											81	84:20	1.5	Z
			AIR/O ₂											33	36:20		
100	70	2:20	AIR											11 124	138:00	2	Z
			AIR/O ₂											6 39	53:00		
100	80	2:20	AIR											21 160	184:00	2.5	Z
			AIR/O ₂											11 45	64:00		
100	90	2:00	AIR											2 28 196	228:40	2.5	

Air Decompression Table, VVal-79 Thalmann Algorithm

DEPTH (FSW)	BTM TIM (M)	TM TO FIRST STOP (M:S)	GAS MIX	DECOMPRESSION STOPS (FSW)										TOTAL ASCNT TIME (M:S)	CHAMBER O ₂ PERIODS	RPT GRP DES				
				130	120	110	100	90	80	70	60	50	40				30	20		
			AIR/O ₂											2	14	53	82:00			
100	100	2:00	AIR											9	28	241	280:40	3		
			AIR/O ₂											9	14	66	102:00			
100	110	2:00	AIR											14	28	278	322:40	3.5		
			AIR/O ₂											14	14	76	117:00			
100	120	2:00	AIR											19	28	324	373:40	4		
			AIR/O ₂											19	14	85	136:00			
100	150	1:40	AIR											3	26	46	461	538:20	5	
			AIR/O ₂											3	26	23	109	183:40		
110	20	3:40	AIR											0	3:40			0	H	
			AIR/O ₂											0	3:40					
110	25	3:00	AIR											5	8:40			0.5	I	
			AIR/O ₂											3	6:40					
110	30	3:00	AIR											14	17:40			0.5	K	
			AIR/O ₂											7	10:40					
110	35	3:00	AIR											27	30:40			1	M	
			AIR/O ₂											14	17:40					
110	40	3:00	AIR											39	42:40			1	N	
			AIR/O ₂											20	23:40					
110	45	3:00	AIR											50	53:40			1	O	
			AIR/O ₂											26	29:40					
110	50	3:00	AIR											71	74:40			1.5	Z	
			AIR/O ₂											32	35:40					
110	55	2:40	AIR											5	85	93:20		1.5	Z	
			AIR/O ₂											3	33	44:20				
110	60	2:40	AIR											13	111	127:20		2	Z	
			AIR/O ₂											7	36	51:20				
110	70	2:40	AIR											26	155	184:20		2.5	Z	
			AIR/O ₂											14	42	64:20				
110	80	2:20	AIR											9	28	200	240:00	2.5		
			AIR/O ₂											9	14	54	90:20			
110	90	2:20	AIR											18	28	249	298:00	3.5		
			AIR/O ₂											18	14	68	113:20			
110	100	2:20	AIR											25	28	295	351:00	3.5		
			AIR/O ₂											25	14	79	131:20			
110	110	2:00	AIR											5	26	28	353	414:40	4	
			AIR/O ₂											5	26	14	91	154:00		
110	120	2:00	AIR											10	26	35	413	486:40	4.5	
			AIR/O ₂											10	26	18	101	173:00		
110	180	1:40	AIR											3	23	47	68	593	736:20	7.5
			AIR/O ₂											3	23	47	34	159	298:40	
120	15	4:00	AIR											0	4:00			0	F	
			AIR/O ₂											0	4:00					

Air Decompression Table, VVal-79 Thalmann Algorithm

DEPTH (FSW)	BTM TIM (M)	TM TO FIRST STOP (M:S)	GAS MIX	DECOMPRESSION STOPS (FSW)											TOTAL ASCNT TIME (M:S)	CHAMBER O ₂ PERIODS	RPT GRP DES			
				Stop times (min) include travel time, except first air and first O ₂ stop																
				130	120	110	100	90	80	70	60	50	40	30	20					
120	20	3:20	AIR												4	8:00	0.5	H		
			AIR/O ₂												2	6:00				
120	25	3:20	AIR												9	13:00	0.5	J		
			AIR/O ₂												5	9:00				
120	30	3:20	AIR												24	28:00	0.5	L		
			AIR/O ₂												13	17:00				
120	35	3:20	AIR												38	42:00	1	N		
			AIR/O ₂												20	24:00				
120	40	3:00	AIR											2	49	54:40	1	O		
			AIR/O ₂											1	26	30:40				
120	45	3:00	AIR											3	71	77:40	1.5	Z		
			AIR/O ₂											2	31	36:40				
120	50	3:00	AIR											10	85	98:40	1.5	Z		
			AIR/O ₂											5	33	46:40				
120	55	3:00	AIR											19	116	138:40	2	Z		
			AIR/O ₂											10	35	53:40				
120	60	3:00	AIR											27	142	172:40	2	Z		
			AIR/O ₂											14	39	61:40				
120	70	2:40	AIR										13	28	190	234:20	2.5			
			AIR/O ₂										13	14	51	86:40				
120	80	2:40	AIR										24	28	246	301:20	3			
			AIR/O ₂										24	14	67	118:40				
120	90	2:20	AIR										7	26	28	303	367:00	3.5		
			AIR/O ₂										7	26	14	80	140:20			
120	100	2:20	AIR										15	25	28	372	443:00	4		
			AIR/O ₂										15	25	14	95	167:20			
120	110	2:20	AIR										21	25	38	433	520:00	5		
			AIR/O ₂										21	25	19	105	188:20			
120	120	2:00	AIR										3	23	25	47	480	580:40	5.5	
			AIR/O ₂										3	23	25	24	113	211:00		
130	12	4:20	AIR												0	4:20	0	F		
			AIR/O ₂												0	4:20				
130	15	3:40	AIR												3	7:20	0.5	G		
			AIR/O ₂												2	6:20				
130	20	3:40	AIR												8	12:20	0.5	I		
			AIR/O ₂												5	9:20				
130	25	3:40	AIR												17	21:20	0.5	K		
			AIR/O ₂												9	13:20				
130	30	3:20	AIR												2	32	38:00	1	M	
			AIR/O ₂												1	17	22:00			
130	35	3:20	AIR												5	44	53:00	1	O	
			AIR/O ₂												3	23	30:00			
130	40	3:20	AIR												6	66	76:00	1.5	Z	
			AIR/O ₂												3	30	37:00			

Air Decompression Table, VVal-79 Thalmann Algorithm

DEPTH (FSW)	BTM TIM (M)	TM TO FIRST STOP (M:S)	GAS MIX	DECOMPRESSION STOPS (FSW)										TOTAL ASCNT TIME (M:S)	CHAMBER O ₂ PERIODS	RPT GRP DES				
				130	120	110	100	90	80	70	60	50	40				30	20		
130	45	3:00	AIR									1	11	84	99:40	1.5	Z			
			AIR/O ₂									1	6	33	49:00					
130	50	3:00	AIR									2	20	118	143:40	2	Z			
			AIR/O ₂									2	10	36	57:00					
130	55	3:00	AIR									4	28	146	181:40	2	Z			
			AIR/O ₂									4	14	40	67:00					
130	60	3:00	AIR									12	28	170	213:40	2.5	Z			
			AIR/O ₂									12	14	46	81:00					
130	70	2:40	AIR									1	26	235	293:20	3				
			AIR/O ₂									1	26	14	63	117:40				
130	80	2:40	AIR									12	26	297	366:20	3.5				
			AIR/O ₂									12	26	14	79	144:40				
130	90	2:40	AIR									22	25	375	453:20	4				
			AIR/O ₂									22	25	14	95	174:40				
130	100	2:20	AIR									6	23	26	38	444	540:00	5		
			AIR/O ₂									6	23	26	20	106	204:20			
130	120	2:20	AIR									17	24	27	57	534	662:00	6		
			AIR/O ₂									17	24	27	29	130	255:20			
130	180	2:00	AIR									13	21	45	57	94	658	890:40	9	
			AIR/O ₂									13	21	45	57	46	198	418:00		
140	10	4:40	AIR											0	4:40	0	E			
			AIR/O ₂											0	4:40					
140	15	4:00	AIR											5	9:40	0.5	H			
			AIR/O ₂											3	7:40					
140	20	4:00	AIR											13	17:40	0.5	J			
			AIR/O ₂											7	11:40					
140	25	3:40	AIR											3	24	31:20	1	L		
			AIR/O ₂											2	12	18:20				
140	30	3:40	AIR											7	37	48:20	1	N		
			AIR/O ₂											4	19	27:20				
140	35	3:20	AIR											2	7	58	71:00	1.5	O	
			AIR/O ₂											2	4	26	36:20			
140	40	3:20	AIR											4	7	82	97:00	1.5	Z	
			AIR/O ₂											4	4	33	50:20			
140	45	3:20	AIR											5	18	114	141:00	2	Z	
			AIR/O ₂											5	9	36	59:20			
140	50	3:20	AIR											8	27	145	184:00	2	Z	
			AIR/O ₂											8	14	39	70:20			
140	55	3:00	AIR											1	15	29	171	219:40	2.5	Z
			AIR/O ₂											1	15	15	45	85:00		
140	60	3:00	AIR											2	23	28	209	265:40	3	
			AIR/O ₂											2	23	14	56	109:00		
140	70	3:00	AIR											14	25	29	276	347:40	3.5	
			AIR/O ₂											14	25	15	74	142:00		

Air Decompression Table, VVal-79 Thalmann Algorithm

DEPTH (FSW)	BTM TIM (M)	TM TO FIRST STOP (M:S)	GAS MIX	DECOMPRESSION STOPS (FSW)											TOTAL ASCNT TIME (M:S)	CHAMBER O ₂ PERIODS	RPT GRP DES		
				Stop times (min) include travel time, except first air and first O ₂ stop															
				130	120	110	100	90	80	70	60	50	40	30	20				
140	80	2:40	AIR									2	24	25	29	362	445:20	4	
			AIR/O ₂											2	24	25	15 91		
140	90	2:40	AIR									12	23	26	38	443	545:20	5	
			AIR/O ₂										12	23	26	19 107	210:40		
150	8	5:00	AIR													0	5:00	0	E
			AIR/O ₂														0		
150	10	4:20	AIR													2	7:00	0.5	F
			AIR/O ₂														1		
150	15	4:20	AIR													8	13:00	0.5	H
			AIR/O ₂														5		
150	20	4:00	AIR										2	15			21:40	0.5	K
			AIR/O ₂													1 8	13:40		
150	25	4:00	AIR													7	29	1	M
			AIR/O ₂														4 14		
150	30	3:40	AIR										4	7	45		60:20	1	O
			AIR/O ₂												4 4 22	34:40			
150	35	3:40	AIR										6	7	74		91:20	1.5	Z
			AIR/O ₂												6 4 30	44:40			
150	40	3:20	AIR									2	6	14	106		132:00	2	Z
			AIR/O ₂												2 6 7 35	59:20			
150	45	3:20	AIR									3	8	24	142		181:00	2	Z
			AIR/O ₂												3 8 12 40	72:20			
150	50	3:20	AIR									4	14	28	170		220:00	2.5	Z
			AIR/O ₂												4 14 14 46	87:20			
150	55	3:20	AIR									7	21	28	212		272:00	3	
			AIR/O ₂												7 21 14 57	113:20			
150	60	3:20	AIR									11	26	28	248		317:00	3	
			AIR/O ₂												11 26 14 67	132:20			
150	70	3:00	AIR									3	24	25	28	330	413:40	4	
			AIR/O ₂												3 24 25 14 85	170:00			
150	80	3:00	AIR									15	23	26	35	430	532:40	4.5	
			AIR/O ₂												15 23 26 18 104	205:00			
150	90	2:40	AIR									3	22	23	26	47	496	5.5	
			AIR/O ₂												3 22 23 26 24 118	239:40			
150	120	2:20	AIR									3	20	22	23	50	75	8	
			AIR/O ₂												3 20 22 23 50 37 168	356:20			
150	180	2:00	AIR									2	19	20	42	48	79	10.5	
			AIR/O ₂												2 19 20 42 48 79 58 222	538:00			
160	7	5:20	AIR													0	5:20	0	E
			AIR/O ₂														0		
160	10	4:40	AIR													4	9:20	0.5	F
			AIR/O ₂														2		
160	15	4:20	AIR												2	10	17:00	0.5	I

Air Decompression Table, VVal-79 Thalmann Algorithm

DEPTH (FSW)	BTM TIM (M)	TM TO FIRST STOP (M:S)	GAS MIX	DECOMPRESSION STOPS (FSW)										TOTAL ASCNT TIME (M:S)	CHAMBER O ₂ PERIODS	RPT GRP DES		
				Stop times (min) include travel time, except first air and first O ₂ stop														
				130	120	110	100	90	80	70	60	50	40	30	20			
			AIR/O ₂												1 6	12:00		
160	20	4:00	AIR											1 4 19	28:40	0.5	L	
			AIR/O ₂											1 2 10	18:00			
160	25	4:00	AIR											4 7 35	50:40	1	N	
			AIR/O ₂											4 4 17	30:00			
160	30	3:40	AIR											2 6 7 62	81:20	1.5	Z	
			AIR/O ₂											2 6 4 26	42:40			
160	35	3:40	AIR											4 6 8 89	111:20	1.5	Z	
			AIR/O ₂											4 6 4 34	57:40			
160	40	3:40	AIR											6 6 21 134	171:20	2	Z	
			AIR/O ₂											6 6 11 38	70:40			
160	45	3:20	AIR											2 5 11 28 166	216:00	2.5	Z	
			AIR/O ₂											2 5 11 14 45	86:20			
160	50	3:20	AIR											2 8 19 28 207	268:00	3		
			AIR/O ₂											2 8 19 15 55	113:20			
160	55	3:20	AIR											3 11 26 28 248	320:00	3		
			AIR/O ₂											3 11 26 14 67	135:20			
160	60	3:20	AIR											6 17 25 29 291	372:00	3.5		
			AIR/O ₂											6 17 25 15 77	154:20			
160	70	3:20	AIR											15 23 26 29 399	496:00	4.5		
			AIR/O ₂											15 23 26 15 99	197:20			
160	80	3:00	AIR											6 21 24 25 44 482	605:40	5.5		
			AIR/O ₂											6 21 24 25 23 114	237:00			
170	6	5:40	AIR											0	5:40	0	D	
			AIR/O ₂											0	5:40			
170	10	5:00	AIR											6	11:40	0.5	G	
			AIR/O ₂											3	8:40			
170	15	4:40	AIR											3 13	21:20	0.5	J	
			AIR/O ₂											2 6	13:20			
170	20	4:20	AIR											3 6 24	38:00	1	M	
			AIR/O ₂											3 3 12	23:20			
170	25	4:00	AIR											1 7 7 41	60:40	1	O	
			AIR/O ₂											1 7 4 20	37:00			
170	30	4:00	AIR											5 7 7 77	100:40	1.5	Z	
			AIR/O ₂											5 7 3 30	50:00			
170	35	3:40	AIR											2 6 6 15 120	153:20	2	Z	
			AIR/O ₂											2 6 6 8 37	68:40			
170	40	3:40	AIR											4 6 9 25 158	206:20	2.5	Z	
			AIR/O ₂											4 6 9 12 44	84:40			
170	45	3:40	AIR											5 7 16 28 197	257:20	2.5	Z	
			AIR/O ₂											5 7 16 14 53	109:40			
170	50	3:20	AIR											1 5 11 23 28 244	316:00	3		
			AIR/O ₂											1 5 11 23 14 66	134:20			
170	55	3:20	AIR											2 7 16 26 28 289	372:00	3.5		

Air Decompression Table, VVal-79 Thalmann Algorithm

DEPTH (FSW)	BTM TIM (M)	TM TO FIRST STOP (M:S)	GAS MIX	DECOMPRESSION STOPS (FSW)											TOTAL ASCNT TIME (M:S)	CHAMBER O ₂ PERIODS	RPT GRP DES								
				Stop times (min) include travel time, except first air and first O ₂ stop																					
				130	120	110	100	90	80	70	60	50	40	30	20										
			AIR/O ₂							2	7	16	26	14	77	156:20									
170	60	3:20	AIR							2	11	21	26	28	344	436:00	4								
			AIR/O ₂							2	11	21	26	14	88	181:20									
170	70	3:20	AIR							7	19	24	25	39	454	572:00	5								
			AIR/O ₂							7	19	24	25	20	109	228:20									
170	80	3:20	AIR							17	22	23	26	53	525	670:00	6								
			AIR/O ₂							17	22	23	26	27	128	267:20									
170	90	3:00	AIR							8	19	22	23	37	66	574	752:40	7							
			AIR/O ₂							8	19	22	23	37	33	148	319:00								
170	120	2:40	AIR							9	19	20	22	42	60	94	659	928:20	9						
			AIR/O ₂							9	19	20	22	42	60	46	198	454:40							
170	180	2:20	AIR							10	18	19	40	43	70	97	156	703	1159:00	11.5					
			AIR/O ₂							10	18	19	40	43	70	97	74	229	648:20						
180	6	6:00	AIR													0	6:00	0	E						
			AIR/O ₂													0	6:00								
180	10	5:20	AIR													8	14:00	0.5	G						
			AIR/O ₂													4	10:00								
180	15	4:40	AIR											2	3	14	24:20	0.5	K						
			AIR/O ₂											2	2	7	16:40								
180	20	4:20	AIR											1	5	7	29	47:00	1	M					
			AIR/O ₂											1	5	3	15	29:20							
180	25	4:20	AIR													5	6	7	57	80:00	1.5	O			
			AIR/O ₂													5	6	4	24	44:20					
180	30	4:00	AIR													3	6	6	7	95	121:40	1.5	Z		
			AIR/O ₂													3	6	6	4	34	63:00				
180	35	3:40	AIR													1	5	6	6	22	144	188:20	2	Z	
			AIR/O ₂													1	5	6	6	11	41	79:40			
180	40	3:40	AIR													2	6	5	13	28	178	236:20	2.5		
			AIR/O ₂													2	6	5	13	14	48	97:40			
180	45	3:40	AIR													4	5	10	20	28	235	306:20	3		
			AIR/O ₂													4	5	10	20	14	63	130:40			
180	50	3:40	AIR													4	8	13	25	29	277	360:20	3.5		
			AIR/O ₂													4	8	13	25	15	75	154:40			
180	55	3:40	AIR													5	11	19	26	28	336	429:20	4		
			AIR/O ₂													5	11	19	26	14	87	181:40			
180	60	3:20	AIR													1	8	13	23	25	31	406	511:00	4.5	
			AIR/O ₂													1	8	13	23	25	16	100	205:20		
180	70	3:20	AIR													4	12	21	24	25	48	499	637:00	5.5	
			AIR/O ₂													4	12	21	24	25	24	119	253:20		
190	5	6:20	AIR														0	6:20	0	D					
			AIR/O ₂													0	6:20								
190	10	5:20	AIR													2	8					16:00	0.5	H	
			AIR/O ₂													1	4					11:00			

Air Decompression Table, VVal-79 Thalmann Algorithm

DEPTH (FSW)	BTM TIM (M)	TM TO FIRST STOP (M:S)	GAS MIX	DECOMPRESSION STOPS (FSW)											TOTAL ASCNT TIME (M:S)	CHAMBER O ₂ PERIODS	RPT GRP DES		
				Stop times (min) include travel time, except first air and first O ₂ stop															
				130	120	110	100	90	80	70	60	50	40	30	20				
190	15	4:40	AIR									1	3	3	16	28:20	0.5	K	
			AIR/O ₂										1	3	2	8			19:40
190	20	4:20	AIR								1	2	6	7	34	55:00	1	N	
			AIR/O ₂									1	2	6	4	17			35:20
190	25	4:20	AIR								2	6	7	7	72	99:00	1.5	Z	
			AIR/O ₂									2	6	7	3	28			51:20
190	30	4:00	AIR							1	6	5	7	13	122	158:40	2	Z	
			AIR/O ₂								1	6	5	7	7	38			74:00
190	35	4:00	AIR							4	5	6	8	26	165	218:40	2.5	Z	
			AIR/O ₂								4	5	6	8	13	45			91:00
190	40	3:40	AIR					1	5	5	8	17	28	217	285:20	3			
			AIR/O ₂							1	5	5	8	17	15			58	123:40
190	45	3:40	AIR					2	5	6	12	24	29	264	346:20	3.5			
			AIR/O ₂							2	5	6	12	24	15			71	149:40
190	50	3:40	AIR					3	5	10	17	26	28	324	417:20	4			
			AIR/O ₂							3	5	10	17	26	14			85	179:40
190	55	3:40	AIR					4	8	10	24	25	30	397	502:20	4.5			
			AIR/O ₂							4	8	10	24	25	15			99	204:40
190	60	3:40	AIR					5	10	16	24	25	40	454	578:20	5			
			AIR/O ₂							5	10	16	24	25	20			109	233:40
190	90	3:20	AIR					11	19	20	21	28	51	83	626	863:00	8.5		
			AIR/O ₂							11	19	20	21	28	51	41			178
190	120	3:00	AIR					15	17	19	20	37	46	79	113	691	1040:40	10.5	
			AIR/O ₂							15	17	19	20	37	46	79	55		
200	5	6:40	AIR											0	6:40	0	E		
			AIR/O ₂												0	6:40		6:40	
200	10	5:40	AIR											3	8	17:20	0.5	H	
			AIR/O ₂												2	4			12:20
200	15	5:00	AIR									2	3	5	19	34:40	0.5	L	
			AIR/O ₂											2	3	3			9
200	20	4:40	AIR								2	4	6	7	43	67:20	1	O	
			AIR/O ₂										2	4	6	4			20
200	25	4:20	AIR						1	5	6	6	7	85	115:00	1.5	Z		
			AIR/O ₂							1	5	6	6	4	32			64:20	
200	30	4:20	AIR						4	6	5	7	19	145	191:00	2	Z		
			AIR/O ₂							4	6	5	7	10	42			84:20	
200	35	4:00	AIR					2	5	5	6	13	28	188	251:40	2.5			
			AIR/O ₂							2	5	5	6	13	14			51	106:00
200	40	4:00	AIR					4	5	5	11	21	28	249	327:40	3.5			
			AIR/O ₂							4	5	5	11	21	14			68	143:00
200	45	3:40	AIR					1	4	5	10	14	25	28	306	397:20	3.5		
			AIR/O ₂							1	4	5	10	14	25	14			81
200	50	3:40	AIR					2	4	8	10	21	26	28	382	485:20	4.5		
			AIR/O ₂							2	4	8	10	21	26	14			97

Air Decompression Table, VVal-79 Thalmann Algorithm

DEPTH (FSW)	BTM TIM (M)	TM TO FIRST STOP (M:S)	GAS MIX	DECOMPRESSION STOPS (FSW)											TOTAL ASCNT TIME (M:S)	CHAMBER O ₂ PERIODS	RPT GRP DES					
				130	120	110	100	90	80	70	60	50	40	30				20				
210	4	7:00	AIR AIR/O ₂													0 0	7:00 7:00	0	D			
210	5	6:20	AIR AIR/O ₂													2 1	9:00 8:00	0.5	E			
210	10	5:40	AIR AIR/O ₂								2	3	9	20:20		0.5	I					
210	15	5:00	AIR AIR/O ₂							1	3	3	6	24	42:40	1	M					
210	20	4:40	AIR AIR/O ₂							1	3	5	6	7	57	84:20	1	O				
210	25	4:40	AIR AIR/O ₂							1	3	5	6	4	23	47:40						
210	25	4:40	AIR AIR/O ₂							3	6	5	7	8	110	144:20	2	Z				
210	25	4:40	AIR AIR/O ₂							3	6	5	7	4	38	73:40						
210	30	4:20	AIR AIR/O ₂							2	5	6	6	6	26	163	219:00	2.5	Z			
210	30	4:20	AIR AIR/O ₂							2	5	6	6	6	13	45	93:20					
210	35	4:00	AIR AIR/O ₂							1	4	5	6	7	18	28	223	296:40	3			
210	35	4:00	AIR AIR/O ₂							1	4	5	6	7	18	14	60	130:00				
210	40	4:00	AIR AIR/O ₂							2	5	5	7	11	26	28	278	366:40	3.5			
210	40	4:00	AIR AIR/O ₂							2	5	5	7	11	26	14	76	161:00				
210	45	4:00	AIR AIR/O ₂							4	4	6	11	18	26	28	355	456:40	4			
210	45	4:00	AIR AIR/O ₂							4	4	6	11	18	26	14	91	194:00				
210	50	3:40	AIR AIR/O ₂							1	4	5	10	12	23	26	36	432	553:20	5		
210	50	3:40	AIR AIR/O ₂							1	4	5	10	12	23	26	18	105	223:40			
220	4	7:20	AIR AIR/O ₂													0 0	7:20 7:20	0	E			
220	5	6:40	AIR AIR/O ₂													3 2	10:20 9:20	0.5	E			
220	10	6:00	AIR AIR/O ₂									3	4	10	23:40		0.5	J				
220	10	6:00	AIR AIR/O ₂									3	2	5	17:00							
220	15	5:20	AIR AIR/O ₂									3	2	4	7	28	50:00	1	N			
220	15	5:20	AIR AIR/O ₂									3	2	4	4	14	33:20					
220	20	5:00	AIR AIR/O ₂									2	4	6	6	7	70	100:40	1.5	Z		
220	20	5:00	AIR AIR/O ₂									2	4	6	6	4	26	54:00				
220	25	4:40	AIR AIR/O ₂									1	5	6	6	6	14	133	176:20	2	Z	
220	25	4:40	AIR AIR/O ₂									1	5	6	6	6	7	41	82:40			
220	30	4:20	AIR AIR/O ₂									1	4	5	6	6	10	28	183	248:00	2.5	
220	30	4:20	AIR AIR/O ₂									1	4	5	6	6	10	14	50	106:20		
220	35	4:20	AIR AIR/O ₂									3	5	5	5	10	22	28	251	334:00	3.5	
220	35	4:20	AIR AIR/O ₂									3	5	5	5	10	22	14	68	147:20		
220	40	4:00	AIR AIR/O ₂									1	4	5	5	9	15	26	28	319	416:40	4
220	40	4:00	AIR AIR/O ₂									1	4	5	5	9	15	26	14	84	183:00	
250	4	7:40	AIR AIR/O ₂													4 2	12:20 10:20	0.5	F			

Air Decompression Table, VVal-79 Thalmann Algorithm

DEPTH (FSW)	BTM TIM (M)	TM TO FIRST STOP (M:S)	GAS MIX	DECOMPRESSION STOPS (FSW)											TOTAL ASCNT TIME (M:S)	CHAMBER O ₂ PERIODS	RPT GRP DES								
				Stop times (min) include travel time, except first air and first O ₂ stop																					
				130	120	110	100	90	80	70	60	50	40	30	20										
250	5	7:40	AIR												7	15:20	0.5	G							
			AIR/O ₂												4	12:20									
250	10	6:20	AIR												2	2	4	3	15	33:00	0.5	L			
			AIR/O ₂												2	2	4	2	7	24:20					
250	15	5:40	AIR												2	2	3	4	6	7	53	83:20	1	O	
			AIR/O ₂												2	2	3	4	6	4	22	49:40			
250	20	5:20	AIR												2	2	4	6	6	6	11	125	168:00	2	Z
			AIR/O ₂												2	2	4	6	6	6	6	39	82:20		
250	25	5:00	AIR	1	4	4	5	6	6	10	28	189	258:40	2.5											
			AIR/O ₂	1	4	4	5	6	6	10	14	51	112:00												
250	30	4:40	AIR	1	4	4	4	5	6	9	25	28	267	358:20	3.5										
			AIR/O ₂	1	4	4	4	5	6	9	25	15	72	160:40											
250	35	4:40	AIR	3	4	4	5	5	10	19	26	28	363	472:20	4										
			AIR/O ₂	3	4	4	5	5	10	19	26	14	93	203:40											
300	4	9:00	AIR												3	7	19:40	0.5	G						
			AIR/O ₂												2	4	15:40								
300	5	8:40	AIR												3	3	8	23:20	0.5	I					
			AIR/O ₂												3	2	4	18:40							
300	10	7:20	AIR												2	3	2	3	4	7	35	64:00	1	N	
			AIR/O ₂												2	3	2	3	4	4	18	44:20			
300	15	6:20	AIR	1	2	2	3	3	5	6	7	11	125	172:00	2	Z									
			AIR/O ₂	1	2	2	3	3	5	6	7	6	39	86:20											
300	20	6:00	AIR	2	2	2	4	5	5	5	6	16	28	219	300:40	3									
			AIR/O ₂	2	2	2	4	5	5	5	6	16	14	59	137:00										
300	25	5:40	AIR	1	3	4	4	4	5	5	5	18	26	28	324	433:20	4								
			AIR/O ₂	1	3	4	4	4	5	5	5	18	26	14	85	195:40									

Appendix E

Estimated Risks of DCS for Schedules in the VVal-79 Air Decompression Table^a

Depth (fsw) /BT(min)	VVal-79 AIR; 20 fsw Last Allowed In-Water Stop						VVal-79 AIR/In-Water O ₂ , 20 fsw Last Allowed Stop						VVal-79 SurDO ₂							
	TOTAL						TOTAL													
	STOP	P(DCS)					STOP	P(DCS) ^b ; IWO ₂ _FO ₂ =99.5%					P(DCS)							
	TIME	BVM(3)		NMRI98			TIME ^c	BVM(3)		NMRI98			BVM(3)		NMRI98					
(min)	(%)	low - high		(%)	low - high		(min)	(%)	low - high		(%)	low - high		(%)	low - high					
25/1102	0	7.414	6.152 - 8.824		9.528	8.117 - 11.070		0	7.414	6.152 - 8.824		9.528	8.117 - 11.070		7.414	6.152 - 8.824		9.528	8.117 - 11.070	
30/ 371	0	4.153	3.525 - 4.855		4.963	4.139 - 5.889		0	4.153	3.525 - 4.855		4.963	4.139 - 5.889		4.153	3.525 - 4.855		4.963	4.139 - 5.889	
30/ 380	5	4.233	3.601 - 4.936		5.039	4.195 - 5.990		1	4.095	3.478 - 4.783		4.802	3.976 - 5.738		3.500	2.929 - 4.144		4.690	3.906 - 5.574	
30/ 420	22	4.759	4.015 - 5.590		5.714	4.766 - 6.778		5	4.293	3.603 - 5.068		5.170	4.283 - 6.170		4.056	3.406 - 4.787		5.392	4.540 - 6.344	
30/ 480	42	5.498	4.604 - 6.499		6.670	5.578 - 7.889		9	4.823	4.031 - 5.713		5.823	4.838 - 6.931		4.828	4.056 - 5.694		6.394	5.435 - 7.454	
30/ 540	71	6.116	5.094 - 7.261		7.483	6.261 - 8.843		14	5.222	4.358 - 6.194		6.282	5.215 - 7.478		4.852	4.076 - 5.722		6.283	5.268 - 7.414	
30/ 600	92	6.623	5.496 - 7.886		8.191	6.865 - 9.660		19	5.529	4.606 - 6.564		6.646	5.512 - 7.916		5.442	4.563 - 6.425		7.086	5.986 - 8.305	
30/ 660	120	7.010	5.802 - 8.364		8.755	7.348 - 10.310		22	5.879	4.888 - 6.990		7.113	5.911 - 8.458		5.967	4.992 - 7.057		7.818	6.636 - 9.120	
30/ 720	158	7.263	6.001 - 8.678		9.166	7.704 - 10.778		27	6.031	5.011 - 7.176		7.313	6.071 - 8.701		6.433	5.369 - 7.623		8.480	7.222 - 9.860	
35/ 232	0	2.974	2.543 - 3.455		3.628	2.921 - 4.447		0	2.974	2.543 - 3.455		3.628	2.921 - 4.447		2.974	2.543 - 3.455		3.628	2.921 - 4.447	
35/ 240	4	3.042	2.555 - 3.593		3.715	3.002 - 4.538		2	2.792	2.365 - 3.272		3.388	2.698 - 4.194		2.263	1.837 - 2.757		3.459	2.710 - 4.343	
35/ 270	28	3.581	0.177 - 17.374		4.356	3.573 - 5.249		7	2.949	2.463 - 3.500		3.711	2.986 - 4.551		2.875	2.398 - 3.417		4.178	3.376 - 5.101	
35/ 300	53	4.202	3.540 - 4.945		5.038	4.160 - 6.031		13	3.212	2.679 - 3.816		3.916	3.154 - 4.796		3.478	2.911 - 4.118		4.907	4.051 - 5.876	
35/ 330	71	4.778	4.012 - 5.638		5.722	4.745 - 6.821		18	3.526	2.948 - 4.179		4.180	3.371 - 5.113		3.474	2.908 - 4.114		4.627	3.705 - 5.693	
35/ 360	88	5.296	4.432 - 6.266		6.368	5.294 - 7.573		22	3.853	3.225 - 4.562		4.505	3.645 - 5.494		4.004	3.365 - 4.722		5.290	4.317 - 6.397	
35/ 420	134	6.158	5.124 - 7.317		7.498	6.247 - 8.892		29	4.456	3.728 - 5.274		5.166	4.201 - 6.266		4.488	3.774 - 5.289		5.716	4.618 - 6.971	
35/ 480	173	6.798	5.633 - 8.104		8.411	7.031 - 9.941		38	4.809	4.019 - 5.696		5.528	4.484 - 6.720		5.337	4.480 - 6.296		6.843	5.640 - 8.195	
35/ 540	228	7.207	5.957 - 8.608		9.062	7.601 - 10.675		45	5.144	4.294 - 6.099		5.972	4.856 - 7.241		5.410	4.540 - 6.383		6.869	5.641 - 8.254	
35/ 600	277	7.476	6.169 - 8.941		9.533	8.023 - 11.195		53	5.313	4.431 - 6.303		6.227	5.070 - 7.541		6.058	5.069 - 7.162		7.771	6.449 - 9.246	
35/ 660	314	7.680	6.329 - 9.193		9.904	8.356 - 11.603		63	5.266	4.393 - 6.246		6.226	5.072 - 7.535		6.031	3.054 - 10.430		7.726	6.398 - 9.210	
35/ 720	342	7.845	6.459 - 9.398		10.209	8.629 - 11.939		71	5.260	4.388 - 6.239		6.292	5.137 - 7.599		5.807	4.866 - 6.859		7.464	6.191 - 8.886	
40/ 163	0	2.332	1.942 - 2.776		2.955	2.294 - 3.743		0	2.332	1.942 - 2.776		2.955	2.294 - 3.743		2.332	1.942 - 2.776		2.955	2.294 - 3.743	

^a Dives below the dashed line in each dive depth group are exceptional exposure dives.

^b Including effects of air-breathing breaks inserted as per rule after starting in-water O₂ breathing

^c Not including air-breathing break time

Estimated Risks of DCS

Depth (fsw) /BT(min)	VVal-79 AIR; 20 fsw Last Allowed In-Water Stop						VVal-79 AIR/In-Water O ₂ , 20 fsw Last Allowed Stop						VVal-79 SurDO ₂			
	TOTAL						TOTAL									
	STOP	P(DCS)					STOP	P(DCS) ^b ; IWO ₂ _FO ₂ =99.5%					P(DCS)			
	TIME	BVM(3)		NMRI98			TIME ^c	BVM(3)		NMRI98			BVM(3)		NMRI98	
(min)	(%)	low - high	(%)	low - high		(min)	(%)	low - high	(%)	low - high	(%)	low - high	(%)	low - high		
40/ 170	6	2.316	1.935 - 2.749	3.008	2.348 - 3.791	2	2.116	1.752 - 2.532	2.711	2.067 - 3.488	1.493	1.144 - 1.919	2.841	2.084 - 3.778		
40/ 180	14	2.493	2.101 - 2.935	3.274	2.594 - 4.071	5	2.017	1.663 - 2.425	2.774	2.121 - 3.561	1.738	1.364 - 2.184	3.116	2.329 - 4.077		
40/ 190	21	2.716	2.297 - 3.189	3.554	2.849 - 4.373	7	2.083	1.713 - 2.511	2.915	2.241 - 3.722	1.987	1.589 - 2.455	3.402	2.585 - 4.385		
40/ 200	27	2.957	2.504 - 3.466	3.843	3.110 - 4.687	9	2.178	1.785 - 2.632	3.052	2.360 - 3.879	2.239	1.816 - 2.731	3.695	2.851 - 4.698		
40/ 210	39	3.214	2.716 - 3.774	4.093	3.338 - 4.959	11	2.304	1.887 - 2.784	3.187	2.475 - 4.033	2.493	2.044 - 3.010	3.994	3.125 - 5.017		
40/ 220	52	3.488	2.942 - 4.101	4.347	3.559 - 5.245	12	2.506	2.065 - 3.013	3.405	2.668 - 4.276	2.748	2.271 - 3.293	4.298	3.404 - 5.339		
40/ 230	64	3.760	3.167 - 4.427	4.618	3.798 - 5.551	16	2.568	2.119 - 3.082	3.359	2.617 - 4.237	2.488	2.039 - 3.004	3.620	2.675 - 4.777		
40/ 240	75	4.031	3.392 - 4.748	4.899	4.042 - 5.870	19	2.669	2.208 - 3.197	3.396	2.643 - 4.288	2.724	2.250 - 3.266	3.898	2.933 - 5.063		
40/ 270	101	4.759	3.991 - 5.620	5.740	4.767 - 6.834	26	3.036	2.527 - 3.614	3.656	2.857 - 4.598	3.429	2.871 - 4.060	4.748	3.726 - 5.943		
40/ 300	128	5.401	4.514 - 6.395	6.530	5.437 - 7.752	33	3.349	2.797 - 3.974	3.885	3.045 - 4.873	3.664	3.075 - 4.329	4.741	3.650 - 6.034		
40/ 330	160	5.946	4.953 - 7.058	7.241	6.038 - 8.583	38	3.734	3.124 - 4.422	4.235	3.366 - 5.246	4.290	3.609 - 5.053	5.530	4.380 - 6.861		
40/ 360	184	6.407	5.322 - 7.622	7.876	6.582 - 9.315	44	3.996	3.345 - 4.730	4.502	3.595 - 5.552	4.266	3.589 - 5.025	5.341	4.199 - 6.671		
40/ 420	248	7.070	5.849 - 8.438	8.867	7.441 - 10.443	56	4.387	3.671 - 5.192	4.950	3.968 - 6.083	4.802	4.040 - 5.655	5.952	4.763 - 7.317		
40/ 480	321	7.434	5.195 - 10.185	9.506	8.013 - 11.146	68	4.622	3.866 - 5.472	5.278	4.239 - 6.471	5.710	4.790 - 6.738	7.180	5.867 - 8.661		
40/ 540	372	7.698	5.428 - 10.470	9.983	8.443 - 11.671	80	4.704	3.933 - 5.570	5.467	4.413 - 6.673	5.817	4.878 - 6.866	7.338	6.035 - 8.801		
40/ 600	410	7.901	5.606 - 10.690	10.359	8.780 - 12.086	93	4.612	3.858 - 5.460	5.453	4.424 - 6.626	5.916	4.959 - 6.986	7.520	6.212 - 8.983		
40/ 660	439	8.064	5.748 - 10.868	10.666	9.053 - 12.428	103	4.604	3.851 - 5.450	5.546	4.528 - 6.703	5.794	4.859 - 6.838	7.435	6.174 - 8.843		
40/ 720	461	8.202	5.869 - 11.019	10.929	9.285 - 12.722	112	4.565	3.819 - 5.404	5.600	4.598 - 6.734	5.609	4.709 - 6.615	7.193	5.989 - 8.537		
45/ 125	0	2.079	1.672 - 2.556	2.668	2.050 - 3.409	0	2.079	1.672 - 2.556	2.668	2.050 - 3.409	2.079	1.672 - 2.556	2.668	2.050 - 3.409		
45/ 130	2	2.127	1.720 - 2.602	2.726	2.099 - 3.479	1	2.019	1.609 - 2.502	2.448	1.842 - 3.190	1.074	0.768 - 1.469	2.592	1.840 - 3.544		
45/ 140	14	2.451	2.029 - 2.934	2.971	2.329 - 3.730	5	2.103	1.694 - 2.581	2.500	1.880 - 3.257	1.345	1.007 - 1.763	2.896	2.097 - 3.894		
45/ 150	25	2.793	2.351 - 3.291	3.284	2.615 - 4.065	8	2.239	1.836 - 2.703	2.621	1.973 - 3.411	1.626	1.259 - 2.070	3.223	2.377 - 4.263		
45/ 160	34	3.120	2.650 - 3.646	3.619	2.915 - 4.434	11	2.365	1.940 - 2.855	2.736	2.059 - 3.561	1.916	1.458 - 2.473	3.567	2.677 - 4.646		
45/ 170	41	3.439	2.942 - 3.992	3.970	3.227 - 4.823	14	2.489	2.062 - 2.976	2.846	2.141 - 3.704	1.762	1.380 - 2.219	2.974	2.005 - 4.241		
45/ 180	59	3.247	2.736 - 3.822	4.247	3.478 - 5.125	17	2.616	2.176 - 3.117	2.951	2.219 - 3.841	2.039	1.629 - 2.520	3.289	2.285 - 4.571		
45/ 190	75	3.587	3.021 - 4.223	4.545	3.739 - 5.460	19	2.790	2.340 - 3.299	3.135	2.372 - 4.057	2.320	1.883 - 2.826	3.615	2.579 - 4.911		
45/ 200	89	3.915	3.296 - 4.611	4.866	4.023 - 5.820	23	2.842	2.376 - 3.370	3.144	2.366 - 4.089	2.604	1.246 - 4.808	3.949	2.885 - 5.258		
45/ 210	101	4.225	3.554 - 4.977	5.196	4.313 - 6.192	27	2.404	1.976 - 2.896	3.149	2.357 - 4.113	2.890	2.393 - 3.456	4.290	3.199 - 5.612		
45/ 220	112	4.515	3.794 - 5.324	5.525	4.599 - 6.566	30	2.542	2.098 - 3.050	3.233	2.424 - 4.217	2.790	2.305 - 3.344	3.785	2.675 - 5.181		
45/ 230	121	4.789	4.019 - 5.652	5.850	4.881 - 6.936	33	2.672	2.212 - 3.197	3.314	2.489 - 4.314	3.056	2.541 - 3.641	4.104	2.969 - 5.505		

Estimated Risks of DCS

Depth (fsw) /BT(min)	VVal-79 AIR; 20 fsw Last Allowed In-Water Stop						VVal-79 AIR/In-Water O ₂ , 20 fsw Last Allowed Stop						VVal-79 SurDO ₂			
	TOTAL						TOTAL									
	STOP	P(DCS)					STOP	P(DCS) ^b ; IWO2_FO2=99.5%					P(DCS)			
	TIME	BVM(3)		NMRI98			TIME ^c	BVM(3)		NMRI98			BVM(3)		NMRI98	
(min)	(%)	low - high	(%)	low - high		(min)	(%)	low - high	(%)	low - high	(%)	low - high	(%)	low - high		
45/ 240	130	5.052	4.235 - 5.968	6.167	5.155 - 7.299	37	2.771	2.299 - 3.309	3.277	2.462 - 4.266	3.321	2.774 - 3.940	4.425	3.269 - 5.833		
45/ 270	173	5.759	4.807 - 6.826	7.048	5.900 - 8.325	45	3.137	2.617 - 3.727	3.571	2.734 - 4.572	3.534	2.960 - 4.181	4.463	3.320 - 5.847		
45/ 300	206	6.333	5.267 - 7.526	7.825	6.564 - 9.223	51	3.550	2.971 - 4.205	4.000	3.132 - 5.022	4.255	3.581 - 5.012	5.368	4.158 - 6.790		
45/ 330	243	6.789	5.630 - 8.086	8.482	7.131 - 9.975	61	3.692	3.091 - 4.370	4.095	3.231 - 5.105	4.452	3.747 - 5.241	5.479	4.289 - 6.867		
45/ 360	288	7.118	5.891 - 8.493	9.001	7.586 - 10.559	69	3.897	3.264 - 4.610	4.325	3.430 - 5.366	4.451	3.746 - 5.240	5.424	4.286 - 6.745		
45/ 420	373	7.531	6.217 - 9.003	9.725	8.237 - 11.356	<u>84</u>	<u>4.174</u>	<u>3.496</u> - <u>4.937</u>	<u>4.730</u>	<u>3.781</u> - <u>5.828</u>	5.029	4.039 - 6.168	6.186	4.997 - 7.541		
45/ 480	431	7.819	6.443 - 9.361	10.250	8.709 - 11.934	101	4.172	3.495 - 4.935	4.835	3.892 - 5.919	5.304	4.460 - 6.246	6.607	5.412 - 7.956		
45/ 540	473	8.039	6.615 - 9.633	10.659	9.073 - 12.388	117	4.065	3.406 - 4.808	4.827	3.922 - 5.862	5.452	4.583 - 6.422	6.801	5.615 - 8.134		
50/ 92	0	1.722	1.300 - 2.239	2.203	1.677 - 2.842	0	1.722	1.300 - 2.239	2.203	1.677 - 2.842	1.722	1.300 - 2.239	2.203	1.677 - 2.842		
50/ 95	2	1.685	1.156 - 2.381	2.175	1.655 - 2.807	1	1.576	1.163 - 2.091	1.911	1.410 - 2.534	0.586	0.364 - 0.905	2.203	1.528 - 3.076		
50/ 100	4	1.831	1.405 - 2.346	2.311	1.770 - 2.964	2	1.688	1.273 - 2.198	2.028	1.508 - 2.671	0.709	0.455 - 1.066	2.336	1.634 - 3.237		
50/ 110	8	2.178	1.741 - 2.690	2.680	2.085 - 3.389	4	1.914	1.487 - 2.428	2.276	1.711 - 2.968	0.979	0.710 - 1.321	2.645	1.883 - 3.609		
50/ 120	21	2.566	2.116 - 3.081	3.025	2.402 - 3.756	7	2.091	1.654 - 2.609	2.461	1.855 - 3.200	1.281	0.604 - 2.433	2.999	2.173 - 4.029		
50/ 130	34	2.963	2.491 - 3.497	3.399	2.739 - 4.164	12	2.163	1.734 - 2.666	2.489	1.853 - 3.270	1.604	1.235 - 2.051	3.387	2.497 - 4.479		
50/ 140	45	3.346	2.842 - 3.910	3.797	3.091 - 4.609	16	2.277	1.836 - 2.791	2.582	1.905 - 3.420	1.489	1.125 - 1.937	2.836	1.834 - 4.182		
50/ 150	56	3.722	3.177 - 4.329	4.195	3.442 - 5.055	19	2.444	1.991 - 2.967	2.747	2.023 - 3.642	1.801	1.428 - 2.243	3.192	2.139 - 4.570		
50/ 160	<u>78</u>	<u>4.087</u>	<u>3.474</u> - <u>4.771</u>	<u>4.513</u>	<u>3.726</u> - <u>5.405</u>	23	2.544	2.079 - 3.079	2.824	2.063 - 3.770	2.123	1.698 - 2.622	3.568	2.467 - 4.974		
50/ 170	96	4.431	3.755 - 5.185	4.857	4.028 - 5.793	26	2.704	2.223 - 3.255	2.977	2.176 - 3.969	2.452	1.995 - 2.981	3.960	2.815 - 5.391		
50/ 180	111	4.188	3.536 - 4.917	5.226	4.354 - 6.208	30	2.793	2.022 - 3.755	3.039	2.210 - 4.070	2.431	1.995 - 2.932	3.478	2.316 - 4.999		
50/ 190	125	4.532	3.822 - 5.325	5.598	4.681 - 6.625	35	2.818	2.242 - 3.493	3.013	2.167 - 4.072	2.742	2.256 - 3.300	3.846	2.650 - 5.372		
50/ 200	136	4.849	4.084 - 5.704	5.969	5.006 - 7.044	39	2.906	2.329 - 3.580	3.031	2.189 - 4.082	3.056	2.535 - 3.650	4.222	2.997 - 5.751		
50/ 210	147	5.149	4.329 - 6.066	6.330	5.321 - 7.454	43	2.973	2.397 - 3.642	3.078	2.223 - 4.146	2.846	2.348 - 3.415	3.698	2.545 - 5.173		
50/ 220	166	5.440	4.374 - 6.664	6.670	5.611 - 7.847	47	2.633	2.185 - 3.144	3.122	2.259 - 4.197	3.139	2.608 - 3.742	4.050	2.871 - 5.526		
50/ 230	183	5.703	4.778 - 6.736	7.000	5.892 - 8.230	50	2.779	2.313 - 3.310	3.242	2.365 - 4.327	3.432	2.866 - 4.072	4.407	3.201 - 5.889		
50/ 240	198	5.948	3.772 - 8.804	7.317	6.163 - 8.596	53	2.920	1.870 - 4.337	3.357	2.471 - 4.448	3.724	3.121 - 4.404	4.767	3.536 - 6.257		
50/ 270	236	6.577	5.480 - 7.804	8.179	6.904 - 9.586	62	3.292	2.758 - 3.895	3.688	2.825 - 4.720	4.113	3.456 - 4.851	5.064	3.871 - 6.480		
50/ 300	285	7.042	5.849 - 8.376	8.870	7.504 - 10.372	<u>74</u>	<u>3.451</u>	<u>2.894</u> - <u>4.079</u>	<u>3.787</u>	<u>2.971</u> - <u>4.748</u>	4.282	3.600 - 5.046	5.196	4.052 - 6.534		
50/ 330	345	7.338	6.083 - 8.741	9.371	7.951 - 10.928	83	3.679	3.088 - 4.344	4.073	3.224 - 5.064	4.494	3.180 - 6.134	5.441	4.315 - 6.744		
50/ 360	393	7.564	6.261 - 9.021	9.771	8.312 - 11.367	92	3.846	3.230 - 4.540	4.312	3.435 - 5.331	<u>5.145</u>	<u>3.633</u> - <u>7.027</u>	<u>6.301</u>	<u>5.083</u> - <u>7.690</u>		
50/ 420	464	7.901	6.526 - 9.439	10.386	8.864 - 12.043	113	3.857	3.239 - 4.553	4.443	3.575 - 5.444	5.031	4.232 - 5.923	6.122	5.004 - 7.390		

Estimated Risks of DCS

Depth (fsw) /BT(min)	VVal-79 AIR; 20 fsw Last Allowed In-Water Stop						VVal-79 AIR/In-Water O ₂ , 20 fsw Last Allowed Stop						VVal-79 SurDO ₂			
	TOTAL						TOTAL									
	STOP						STOP						P(DCS)			
	P(DCS)						P(DCS) ^b ; IWO2_FO2=99.5%									
	TIME	BVM(3)	NMRI98				TIME ^c	BVM(3)	NMRI98			BVM(3)		NMRI98		
	(min)	(%)	low - high	(%)	low - high	(min)	(%)	low - high	(%)	low - high	(%)	low - high	(%)	low - high		
55/ 74	0	1.666	0.042 - 11.540	2.069	1.564 - 2.686	0	1.666	0.042 - 11.540	2.069	1.564 - 2.686	1.666	0.042 - 11.540	2.069	1.564 - 2.686		
55/ 75	1	1.636	1.185 - 2.206	2.020	1.527 - 2.622	1	1.427	0.993 - 1.995	1.704	1.238 - 2.291	0.404	0.210 - 0.725	2.108	1.471 - 2.929		
55/ 80	4	1.687	1.241 - 2.244	2.083	1.589 - 2.683	2	1.554	1.122 - 2.101	1.826	1.348 - 2.421	0.509	0.288 - 0.853	2.220	1.554 - 3.077		
55/ 90	10	2.069	1.605 - 2.625	2.458	1.919 - 3.099	5	1.768	1.318 - 2.324	2.044	1.536 - 2.666	0.775	0.501 - 1.155	2.521	1.795 - 3.441		
55/ 100	17	2.492	2.011 - 3.053	2.906	2.310 - 3.604	8	1.991	1.528 - 2.551	2.279	1.724 - 2.956	1.092	0.785 - 1.484	2.899	2.098 - 3.901		
55/ 110	34	2.949	2.449 - 3.518	3.317	2.689 - 4.043	12	2.156	1.703 - 2.693	2.450	1.844 - 3.190	1.439	1.079 - 1.884	3.334	2.451 - 4.420		
55/ 120	48	3.392	2.872 - 3.975	3.774	3.094 - 4.552	17	2.261	1.794 - 2.811	2.535	1.876 - 3.348	1.342	0.982 - 1.795	2.820	1.791 - 4.219		
55/ 130	59	3.823	3.274 - 4.434	4.255	3.513 - 5.097	22	2.362	1.886 - 2.922	2.606	1.893 - 3.498	1.688	1.293 - 2.168	3.223	2.125 - 4.674		
55/ 140	84	4.250	3.618 - 4.954	4.626	3.846 - 5.507	26	2.507	2.017 - 3.077	2.744	1.972 - 3.714	2.051	1.622 - 2.559	3.657	2.499 - 5.145		
55/ 150	105	4.640	3.929 - 5.432	5.010	4.180 - 5.945	30	2.647	2.143 - 3.232	2.874	2.049 - 3.914	2.100	1.667 - 2.612	3.206	2.022 - 4.813		
55/ 160	123	4.988	4.213 - 5.854	5.414	4.535 - 6.399	34	2.774	2.023 - 3.709	2.994	2.123 - 4.095	2.453	1.986 - 2.994	3.619	2.389 - 5.234		
55/ 170	138	5.321	4.464 - 6.281	5.829	4.902 - 6.863	40	2.802	2.155 - 3.579	2.904	2.031 - 4.017	2.811	2.308 - 3.388	4.046	2.774 - 5.672		
55/ 180	151	5.624	4.693 - 6.669	6.240	5.265 - 7.325	45	2.855	2.241 - 3.582	2.928	2.034 - 4.074	2.665	2.177 - 3.227	3.561	2.366 - 5.126		
55/ 190	169	5.384	4.544 - 6.321	6.628	5.604 - 7.762	50	2.900	2.287 - 3.623	2.946	2.039 - 4.111	3.003	1.762 - 4.770	3.965	2.745 - 5.517		
55/ 200	190	5.700	4.801 - 6.702	6.999	5.924 - 8.188	54	3.003	2.380 - 3.734	3.038	2.117 - 4.215	3.340	2.423 - 4.479	4.378	3.134 - 5.923		
55/ 210	208	5.983	5.030 - 7.045	7.359	6.234 - 8.600	58	3.091	2.450 - 3.844	3.125	2.196 - 4.304	3.268	2.715 - 3.897	4.054	2.918 - 5.463		
55/ 220	224	6.241	5.237 - 7.361	7.702	6.530 - 8.994	62	3.172	2.506 - 3.955	3.208	2.278 - 4.379	3.586	2.994 - 4.255	4.444	3.279 - 5.862		
55/ 230	239	6.479	5.427 - 7.652	8.027	6.811 - 9.366	66	2.919	2.445 - 3.456	3.270	2.416 - 4.320	3.903	3.269 - 4.616	4.839	3.646 - 6.269		
55/ 240	254	6.697	5.601 - 7.919	8.332	7.075 - 9.714	69	3.073	2.579 - 3.632	3.428	2.580 - 4.456	3.641	3.042 - 4.317	4.397	3.313 - 5.700		
55/ 270	313	7.200	5.010 - 9.903	9.089	7.735 - 10.571	83	3.227	2.712 - 3.808	3.532	2.745 - 4.466	4.048	3.395 - 4.783	4.848	3.778 - 6.104		
55/ 300	380	7.507	5.282 - 10.231	9.623	8.214 - 11.161	94	3.456	2.908 - 4.072	3.814	3.012 - 4.754	4.848	4.076 - 5.713	5.885	4.709 - 7.237		
55/ 330	432	7.743	5.490 - 10.484	10.046	8.596 - 11.624	106	3.572	3.008 - 4.207	3.995	3.182 - 4.940	4.963	3.486 - 6.807	6.042	4.891 - 7.355		
55/ 360	474	7.930	5.655 - 10.687	10.391	8.906 - 12.005	118	3.602	3.033 - 4.241	4.095	3.286 - 5.032	5.033	4.231 - 5.930	6.071	4.951 - 7.342		
60/ 63	0	1.723	1.245 - 2.329	2.062	1.548 - 2.693	0	1.723	1.245 - 2.329	2.062	1.548 - 2.693	1.723	1.245 - 2.329	2.062	1.548 - 2.693		
60/ 65	2	1.669	1.194 - 2.274	1.979	1.487 - 2.583	1	1.495	1.038 - 2.091	1.724	1.248 - 2.325	0.398	0.195 - 0.749	2.153	1.545 - 2.923		
60/ 70	7	1.777	1.296 - 2.380	2.070	1.585 - 2.657	4	1.564	1.097 - 2.167	1.765	1.302 - 2.342	0.506	0.275 - 0.874	2.283	1.617 - 3.132		
60/ 80	14	2.224	1.722 - 2.827	2.512	1.982 - 3.138	7	1.819	1.334 - 2.425	2.020	1.529 - 2.620	0.787	0.522 - 1.151	2.618	1.887 - 3.534		
60/ 90	23	2.712	2.210 - 3.291	3.030	2.442 - 3.713	10	2.086	1.596 - 2.678	2.312	1.766 - 2.973	1.139	0.801 - 1.579	3.056	2.238 - 4.067		
60/ 100	42	3.226	2.701 - 3.821	3.517	2.889 - 4.235	15	2.239	1.747 - 2.826	2.474	1.870 - 3.209	1.060	0.721 - 1.513	2.624	1.622 - 4.013		
60/ 110	57	3.734	3.175 - 4.359	4.057	3.367 - 4.840	21	2.341	1.833 - 2.946	2.547	1.878 - 3.376	1.423	1.042 - 1.904	3.052	1.969 - 4.506		

Estimated Risks of DCS

Depth (fsw) /BT(min)	VVal-79 AIR; 20 fsw Last Allowed In-Water Stop						VVal-79 AIR/In-Water O ₂ , 20 fsw Last Allowed Stop						VVal-79 SurDO ₂					
	TOTAL STOP						TOTAL STOP						P(DCS)					
	P(DCS)						P(DCS) ^b ; IWO ₂ _FO ₂ =99.5%											
	TIME	BVM(3)		NMRI98			TIME ^c	BVM(3)		NMRI98			BVM(3)		NMRI98			
(min)	(%)	low - high		(%)	low - high		(min)	(%)	low - high		(%)	low - high		(%)	low - high			
60/ 120	75	4.218	3.617 - 4.884	4.571	3.819 - 5.418		26	2.476	1.962 - 3.082	2.679	1.935 - 3.611		1.815	1.396 - 2.323		3.529	2.364 - 5.047	
60/ 130	102	4.685	3.978 - 5.472	4.999	4.194 - 5.901		31	2.608	2.089 - 3.214	2.797	1.981 - 3.831		1.921	1.492 - 2.436		3.102	1.900 - 4.767	
60/ 140	124	5.097	4.327 - 5.954	5.437	4.571 - 6.403		35	2.781	1.837 - 4.034	2.982	2.097 - 4.108		2.313	1.848 - 2.858		3.565	2.339 - 5.183	
60/ 150	143	5.475	4.621 - 6.426	5.883	4.965 - 6.905		41	2.851	2.091 - 3.793	2.951	2.042 - 4.119		2.244	1.786 - 2.784		3.150	1.996 - 4.714	
60/ 160	158	5.826	4.894 - 6.867	6.340	5.369 - 7.415		48	2.837	2.158 - 3.657	2.871	1.934 - 4.097		2.621	2.127 - 3.194		3.596	2.407 - 5.144	
60/ 170	178	6.127	5.099 - 7.280	6.763	5.746 - 7.886		53	2.920	2.269 - 3.697	2.943	1.976 - 4.209		3.005	2.472 - 3.616		4.059	2.838 - 5.599	
60/ 180	201	5.841	4.943 - 6.839	7.167	6.101 - 8.342		59	2.945	2.286 - 3.731	2.928	1.953 - 4.211		2.999	2.466 - 3.609		3.781	2.660 - 5.195	
60/ 190	222	6.153	5.196 - 7.216	7.560	6.442 - 8.789		64	3.012	2.341 - 3.809	2.987	2.005 - 4.273		3.361	2.788 - 4.013		4.223	3.066 - 5.648	
60/ 200	240	6.435	5.422 - 7.562	7.936	6.769 - 9.217		68	3.141	2.423 - 3.998	3.090	2.127 - 4.329		3.725	1.858 - 6.615		4.673	3.480 - 6.115	
60/ 210	256	6.694	5.629 - 7.879	8.292	7.079 - 9.622		73	3.186	2.468 - 4.042	3.143	2.224 - 4.305		3.521	2.929 - 4.192		4.280	3.193 - 5.596	
60/ 220	278	6.918	5.348 - 8.749	8.610	7.355 - 9.984		77	2.920	2.231 - 3.749	3.270	2.374 - 4.381		3.861	3.227 - 4.578		4.705	3.581 - 6.043	
60/ 230	300	7.119	5.968 - 8.400	8.902	7.610 - 10.315		82	3.002	2.527 - 3.538	3.324	2.474 - 4.361		3.753	3.133 - 4.455		4.484	3.443 - 5.719	
60/ 240	321	7.294	6.106 - 8.615	9.170	7.845 - 10.616		88	3.022	2.544 - 3.560	3.311	2.512 - 4.274		4.069	3.406 - 4.815		4.883	3.804 - 6.150	
60/ 270	398	7.642	6.381 - 9.045	9.771	8.385 - 11.279		102	3.236	2.731 - 3.805	3.548	2.788 - 4.444		4.382	3.676 - 5.176		5.265	4.198 - 6.497	
60/ 300	456	7.900	6.584 - 9.363	10.238	8.807 - 11.792		115	3.388	2.862 - 3.980	3.779	3.008 - 4.679		4.633	3.890 - 5.467		5.506	4.457 - 6.705	
70/ 48	0	1.870	0.031 - 14.103	2.050	1.556 - 2.652		0	1.870	0.031 - 14.103	2.050	1.556 - 2.652		1.870	0.031 - 14.103		2.050	1.556 - 2.652	
70/ 50	2	1.834	0.032 - 13.720	1.980	1.485 - 2.589		1	1.591	0.780 - 2.921	1.713	1.252 - 2.293		0.420	0.186 - 0.852		2.179	1.621 - 2.867	
70/ 55	9	1.923	0.542 - 5.019	2.059	1.563 - 2.664		5	1.678	0.855 - 2.994	1.770	1.308 - 2.346		0.516	0.259 - 0.949		2.363	1.736 - 3.142	
70/ 60	14	2.213	0.751 - 5.137	2.301	1.791 - 2.910		8	1.804	0.963 - 3.103	1.859	1.388 - 2.440		0.655	0.367 - 1.101		2.549	1.856 - 3.412	
70/ 70	24	2.817	1.232 - 5.515	2.931	2.363 - 3.591		13	2.068	1.201 - 3.332	2.113	1.618 - 2.712		1.029	0.679 - 1.506		3.037	2.255 - 3.995	
70/ 80	44	3.480	1.802 - 6.033	3.580	2.967 - 4.278		17	2.384	1.489 - 3.620	2.464	1.898 - 3.144		0.948	0.597 - 1.442		2.696	1.689 - 4.079	
70/ 90	64	4.121	0.891 - 11.597	4.276	3.597 - 5.037		24	2.527	0.249 - 10.466	2.610	1.959 - 3.406		1.369	0.965 - 1.890		3.230	2.154 - 4.640	
70/ 100	88	4.744	2.950 - 7.156	4.932	4.184 - 5.764		31	2.659	1.739 - 3.889	2.730	1.976 - 3.673		1.572	1.149 - 2.105		2.886	1.775 - 4.424	
70/ 110	120	5.315	3.465 - 7.722	5.489	4.673 - 6.393		38	2.785	1.255 - 5.347	2.776	1.946 - 3.834		2.032	1.566 - 2.593		3.456	2.303 - 4.965	
70/ 120	145	5.814	3.913 - 8.232	6.050	5.153 - 7.042		44	2.930	1.716 - 4.663	2.928	1.999 - 4.131		2.066	1.598 - 2.629		3.118	1.958 - 4.699	
70/ 130	167	6.256	4.301 - 8.704	6.584	5.609 - 7.659		51	3.000	1.896 - 4.503	2.977	1.969 - 4.310		2.524	2.016 - 3.121		3.676	2.448 - 5.281	
70/ 140	189	6.653	4.655 - 9.121	7.086	6.060 - 8.215		59	3.003	1.941 - 4.428	2.927	1.868 - 4.360		2.636	2.117 - 3.241		3.475	2.341 - 4.948	
70/ 150	219	6.967	4.911 - 9.490	7.531	6.468 - 8.696		66	3.063	1.998 - 4.483	2.905	1.842 - 4.350		3.083	2.520 - 3.729		4.021	2.842 - 5.501	
70/ 160	245	7.219	5.965 - 8.625	7.958	6.846 - 9.172		73	3.056	2.278 - 4.006	2.871	1.793 - 4.352		3.009	2.455 - 3.649		3.749	2.677 - 5.087	
70/ 170	267	7.455	6.127 - 8.947	8.377	7.213 - 9.646		79	3.127	2.327 - 4.105	2.947	1.856 - 4.434		3.436	2.836 - 4.121		4.275	3.162 - 5.630	

Estimated Risks of DCS

Depth (fsw) /BT(min)	VVal-79 AIR; 20 fsw Last Allowed In-Water Stop						VVal-79 AIR/In-Water O ₂ , 20 fsw Last Allowed Stop						VVal-79 SurDO ₂			
	TOTAL						TOTAL									
	STOP						STOP						P(DCS)			
	P(DCS)						P(DCS) ^b ; IWO2_FO2=99.5%									
	TIME	BVM(3)		NMRI98		TIME ^c	BVM(3)		NMRI98		BVM(3)		NMRI98			
	(min)	(%)	low - high	(%)	low - high	(min)	(%)	low - high	(%)	low - high	(%)	low - high	(%)	low - high		
70/ 180	293	7.146	6.049 - 8.360	8.768	7.553 - 10.090	85	3.175	2.349 - 4.189	3.014	1.929 - 4.478	3.445	2.843 - 4.130	4.158	3.142 - 5.378		
70/ 190	321	7.395	6.248 - 8.664	9.123	7.865 - 10.492	91	3.221	2.393 - 4.234	3.075	2.021 - 4.473	3.848	3.198 - 4.583	4.662	3.600 - 5.917		
70/ 200	354	7.598	6.407 - 8.916	9.437	8.139 - 10.848	98	3.200	2.348 - 4.251	3.067	2.185 - 4.178	3.678	3.050 - 4.392	4.397	3.425 - 5.542		
70/ 210	391	7.749	6.523 - 9.106	9.696	8.368 - 11.138	105	2.825	2.385 - 3.321	3.077	2.257 - 4.088	4.056	3.380 - 4.820	4.877	3.855 - 6.064		
70/ 240	479	8.091	6.789 - 9.533	10.322	8.926 - 11.832	123	2.977	2.517 - 3.494	3.274	2.516 - 4.181	3.960	3.297 - 4.710	4.618	3.730 - 5.638		
80/ 39	0	2.049	1.492 - 2.748	2.057	1.556 - 2.670	0	2.049	1.492 - 2.748	2.057	1.556 - 2.670	2.049	1.492 - 2.748	2.057	1.556 - 2.670		
80/ 40	1	2.043	0.327 - 7.095	2.022	1.522 - 2.634	1	1.745	0.194 - 7.250	1.666	1.213 - 2.238	0.486	0.209 - 1.009	2.171	1.651 - 2.803		
80/ 45	10	2.070	1.514 - 2.766	2.062	1.541 - 2.704	5	1.830	1.287 - 2.528	1.796	1.331 - 2.374	0.559	0.265 - 1.074	2.410	1.811 - 3.144		
80/ 50	17	2.423	1.842 - 3.128	2.331	1.798 - 2.971	9	1.970	1.408 - 2.684	1.909	1.426 - 2.504	0.709	0.382 - 1.229	2.652	1.967 - 3.496		
80/ 55	24	2.814	2.208 - 3.532	2.687	2.125 - 3.348	13	2.114	1.531 - 2.847	2.008	1.519 - 2.607	0.911	0.548 - 1.443	2.921	2.187 - 3.818		
80/ 60	30	3.203	2.573 - 3.936	3.111	2.510 - 3.807	16	2.281	1.694 - 3.006	2.168	1.663 - 2.778	0.634	0.313 - 1.179	2.448	1.519 - 3.738		
80/ 70	54	4.035	3.372 - 4.783	3.944	3.293 - 4.679	22	2.615	1.997 - 3.361	2.521	1.945 - 3.212	1.044	0.651 - 1.604	2.984	1.997 - 4.280		
80/ 80	77	4.826	4.124 - 5.604	4.832	4.111 - 5.634	30	2.819	2.176 - 3.588	2.737	2.052 - 3.573	1.319	0.891 - 1.889	2.736	1.700 - 4.165		
80/ 90	114	5.576	4.809 - 6.418	5.566	4.782 - 6.430	39	2.954	0.978 - 6.851	2.787	2.000 - 3.777	1.833	1.356 - 2.427	3.409	2.291 - 4.865		
80/ 100	148	6.203	5.320 - 7.173	6.231	5.362 - 7.184	47	3.060	1.777 - 4.898	2.891	1.968 - 4.091	1.960	1.471 - 2.560	3.159	2.015 - 4.704		
70/ 110	177	6.733	5.768 - 7.793	6.855	5.893 - 7.910	54	3.208	2.119 - 4.645	3.083	2.029 - 4.480	2.496	1.962 - 3.129	3.854	2.649 - 5.393		
80/ 120	210	7.217	1.163 - 21.190	7.406	6.372 - 8.538	64	3.179	0.056 - 20.390	3.002	1.856 - 4.581	2.696	2.145 - 3.343	3.701	2.556 - 5.163		
80/ 130	246	7.590	6.359 - 8.958	7.924	6.846 - 9.099	74	3.134	2.247 - 4.246	2.856	1.691 - 4.509	2.730	2.176 - 3.380	3.536	2.526 - 4.798		
80/ 140	275	7.916	6.601 - 9.380	8.457	7.320 - 9.693	82	3.165	2.280 - 4.269	2.892	1.682 - 4.629	2.865	2.298 - 3.525	3.542	2.615 - 4.679		
80/ 150	304	8.170	6.748 - 9.758	8.944	7.752 - 10.238	90	3.178	2.292 - 4.284	2.914	1.686 - 4.682	3.346	2.732 - 4.051	4.147	3.159 - 5.329		
80/ 160	339	8.334	6.812 - 10.043	9.365	8.123 - 10.709	97	3.255	2.323 - 4.425	2.971	1.775 - 4.656	3.291	2.683 - 3.991	4.003	3.080 - 5.102		
80/ 170	381	7.974	3.235 - 15.506	9.726	8.441 - 11.117	104	3.287	0.154 - 16.503	3.048	1.878 - 4.663	3.751	3.092 - 4.501	4.586	3.602 - 5.738		
80/ 180	424	8.144	6.908 - 9.504	10.028	8.708 - 11.453	113	3.185	2.221 - 4.414	2.991	1.962 - 4.357	3.683	3.033 - 4.425	4.337	3.459 - 5.356		
80/ 210	524	8.519	6.277 - 11.178	10.736	9.339 - 12.242	136	2.828	2.389 - 3.321	3.126	2.306 - 4.135	4.334	3.603 - 5.160	5.147	4.207 - 6.217		
90/ 33	0	2.239	1.642 - 2.981	2.082	1.563 - 2.718	0	2.239	1.642 - 2.981	2.082	1.563 - 2.718	2.239	1.642 - 2.981	2.082	1.563 - 2.718		
90/ 35	4	2.122	1.477 - 2.954	1.968	1.460 - 2.599	2	1.849	1.289 - 2.575	1.720	1.251 - 2.312	0.576	0.251 - 1.181	2.268	1.740 - 2.907		
90/ 40	14	2.367	1.771 - 3.099	2.180	1.630 - 2.857	7	2.030	1.440 - 2.783	1.873	1.391 - 2.469	0.675	0.327 - 1.272	2.565	1.946 - 3.317		
90/ 45	23	2.827	2.189 - 3.589	2.535	1.958 - 3.227	12	2.206	1.590 - 2.983	2.004	1.504 - 2.618	0.870	0.483 - 1.469	2.869	2.155 - 3.738		
90/ 50	31	3.321	2.644 - 4.111	3.007	2.385 - 3.737	17	2.378	1.745 - 3.164	2.117	1.602 - 2.746	0.584	0.250 - 1.210	2.471	1.558 - 3.726		
90/ 55	39	3.815	3.105 - 4.631	3.543	2.874 - 4.313	21	2.570	1.904 - 3.393	2.286	1.751 - 2.934	0.778	0.400 - 1.397	2.733	1.760 - 4.046		

Estimated Risks of DCS

Depth (fsw) /BT(min)	VVal-79 AIR; 20 fsw Last Allowed In-Water Stop						VVal-79 AIR/In-Water O ₂ , 20 fsw Last Allowed Stop						VVal-79 SurDO ₂						
	TOTAL						TOTAL												
	STOP		P(DCS)				STOP		P(DCS) ^b ; IWO ₂ _FO ₂ =99.5%				P(DCS)						
	TIME	BVM(3)	NMRI98		TIME ^c	BVM(3)	NMRI98		BVM(3)	NMRI98		BVM(3)	NMRI98						
(min)	(%)	low	high	(%)	low	high	(min)	(%)	low	high	(%)	low	high	(%)	low	high			
90/ 60	56	4.334	1.780	8.668	4.031	3.343 - 4.812	24	2.800	0.730	7.436	2.529	1.953	3.221	1.017	0.598	1.637	3.080	2.193	4.198
90/ 70	83	5.295	4.511	6.163	5.115	4.358 - 5.954	32	3.127	2.403	3.993	2.904	2.210	3.743	1.360	0.897	1.986	2.920	1.898	4.287
90/ 80	130	6.151	3.314	10.205	5.905	5.099 - 6.788	43	3.226	0.756	8.943	2.912	2.088	3.947	3.185	1.543	5.798	2.808	1.743	4.275
90/ 90	171	6.924	5.976	7.961	6.729	5.832 - 7.709	53	3.327	1.889	5.405	3.054	2.056	4.357	3.871	2.067	6.551	3.607	2.481	5.048
90/ 100	204	7.577	6.512	8.743	7.508	6.501 - 8.606	63	3.408	2.193	5.034	3.142	1.988	4.707	2.532	1.977	3.193	3.572	2.601	4.772
90/ 110	249	8.065	6.875	9.372	8.070	7.003 - 9.229	74	3.408	2.324	4.806	3.055	1.820	4.795	2.669	2.104	3.337	3.521	2.529	4.757
90/ 120	286	8.429	7.104	9.892	8.636	7.508 - 9.857	86	3.420	2.423	4.674	3.042	1.739	4.928	2.783	2.307	3.326	3.466	2.539	4.607
90/ 130	324	8.730	7.284	10.333	9.188	7.998 - 10.475	98	3.488	2.530	4.676	3.092	1.755	5.034	3.313	2.797	3.893	4.179	3.181	5.372
90/ 140	366	8.917	7.360	10.651	9.672	8.424 - 11.019	109	3.601	2.614	4.824	3.173	1.863	5.033	3.370	2.850	3.954	4.142	3.209	5.244
90/ 150	423	8.414	7.194	9.748	10.051	8.757 - 11.447	122	3.532	2.534	4.777	3.131	1.873	4.898	3.433	2.906	4.023	4.028	3.203	4.988
90/ 160	471	8.593	7.328	9.978	10.381	9.051 - 11.815	134	3.439	2.403	4.755	3.098	2.004	4.563	3.960	3.366	4.623	4.704	3.802	5.739
90/ 170	511	8.744	7.349	10.284	10.670	9.308 - 12.136	144	3.460	2.406	4.803	3.217	2.277	4.404	3.869	3.288	4.517	4.547	3.704	5.511
90/ 180	546	8.864	6.628	11.491	10.920	9.529 - 12.416	154	3.377	2.300	4.769	3.261	2.370	4.366	3.812	3.240	4.452	4.484	3.666	5.417
90/ 240	702	9.939	7.636	12.591	11.964	10.404 - 13.639	235	2.826	2.378	3.332	3.280	2.543	4.156	3.968	2.742	5.529	4.941	4.163	5.810
100/ 25	0	2.119	1.539	2.848	1.795	1.328 - 2.377	0	2.119	1.539	2.848	1.795	1.328	2.377	2.119	1.539	2.848	1.795	1.328	2.377
100/ 30	3	2.322	1.674	3.136	1.996	1.470 - 2.650	2	1.938	1.353	2.695	1.708	1.232	2.310	0.635	0.270	1.320	2.277	1.758	2.901
100/ 35	15	2.540	0.023	19.930	2.226	1.647 - 2.942	8	2.159	0.007	21.297	1.887	1.396	2.497	0.751	0.360	1.425	2.631	2.015	3.374
100/ 40	26	3.102	2.418	3.913	2.638	2.020 - 3.383	14	2.376	1.722	3.197	2.043	1.531	2.672	0.498	0.168	1.229	2.361	1.535	3.475
100/ 45	36	3.702	2.959	4.565	3.201	2.525 - 3.996	19	2.621	1.924	3.484	2.222	1.675	2.891	0.649	0.275	1.352	2.618	1.690	3.870
100/ 50	47	4.301	3.506	5.210	3.833	3.104 - 4.673	24	2.841	2.104	3.747	2.407	1.836	3.098	0.877	0.454	1.565	2.957	2.090	4.054
100/ 55	65	4.907	4.073	5.849	4.441	3.682 - 5.299	28	3.086	2.309	4.035	2.664	2.047	3.406	2.922	1.928	4.238	2.500	1.548	3.821
100/ 60	81	5.499	4.619	6.481	5.083	4.291 - 5.967	33	3.284	2.466	4.277	2.863	2.184	3.681	3.346	2.334	4.635	2.894	1.912	4.194
100/ 70	135	6.553	5.611	7.588	6.058	5.230 - 6.965	45	3.431	1.269	7.398	2.966	2.141	3.998	3.524	1.516	6.912	2.896	1.889	4.241
100/ 80	181	7.486	6.466	8.600	7.056	6.141 - 8.052	56	3.602	1.892	6.177	3.200	2.170	4.537	3.734	1.943	6.441	3.000	2.139	4.083
100/ 90	226	8.202	7.056	9.453	7.857	6.835 - 8.966	69	3.771	2.272	5.850	3.278	2.107	4.847	4.434	2.553	7.086	3.815	2.855	4.977
100/ 100	278	8.753	7.472	10.155	8.505	7.418 - 9.681	89	3.793	2.581	5.353	3.177	1.915	4.940	4.332	2.754	6.435	3.834	2.846	5.038
100/ 110	320	9.186	7.777	10.734	9.193	8.031 - 10.447	104	3.923	2.816	5.300	3.301	1.954	5.199	3.240	2.748	3.792	4.047	3.090	5.191
100/ 120	371	9.437	7.890	11.145	9.764	8.535 - 11.089	118	4.081	2.986	5.426	3.431	2.074	5.316	3.424	2.913	3.994	4.152	3.236	5.233
100/ 150	536	9.162	7.835	10.611	10.907	9.542 - 12.373	161	3.839	2.701	5.273	3.379	2.366	4.665	4.160	3.562	4.823	4.842	3.981	5.821
110/ 20	0	2.050	1.471	2.783	1.629	1.187 - 2.187	0	2.050	1.471	2.783	1.629	1.187	2.187	2.050	1.471	2.783	1.629	1.187	2.187

Estimated Risks of DCS

Depth (fsw) /BT(min)	VVal-79 AIR; 20 fsw Last Allowed In-Water Stop						VVal-79 AIR/In-Water O ₂ , 20 fsw Last Allowed Stop						VVal-79 SurDO ₂							
	TOTAL						TOTAL													
	STOP						STOP						P(DCS)							
			P(DCS)						P(DCS) ^b ; IWO ₂ _FO ₂ =99.5%						P(DCS)					
	TIME	BVM(3)	NMRI98				TIME ^c	BVM(3)	NMRI98			BVM(3)		NMRI98						
	(min)	(%)	low	high	(%)	low	high	(min)	(%)	low	high	(%)	low	high	(%)	low	high			
110/ 25	5	2.219	1.541	3.096	1.815	1.336	2.412	3	1.880	1.317	2.605	1.544	1.103	2.108	0.666	0.270	1.431	2.192	1.711	2.767
110/ 30	14	2.575	1.922	3.376	2.186	1.628	2.874	7	2.238	1.599	3.048	1.877	1.361	2.527	0.785	0.360	1.537	2.600	2.036	3.270
110/ 35	27	3.227	2.503	4.087	2.616	2.002	3.356	14	2.504	1.817	3.362	2.065	1.498	2.778	0.524	0.166	1.345	2.390	1.594	3.445
110/ 40	39	3.925	3.128	4.852	3.249	2.562	4.057	20	2.782	2.031	3.715	2.274	1.641	3.070	0.673	0.271	1.454	2.694	1.785	3.898
110/ 45	50	4.627	3.751	5.630	4.000	3.249	4.862	26	3.038	2.226	4.042	2.473	1.777	3.349	3.308	2.359	4.499	3.099	2.330	4.034
110/ 50	71	5.348	4.408	6.412	4.705	3.922	5.586	32	3.274	2.403	4.349	2.680	1.908	3.656	3.293	2.263	4.618	2.667	1.734	3.919
110/ 55	90	5.950	4.953	7.068	5.372	4.565	6.268	36	3.533	2.607	4.669	2.896	2.064	3.945	3.805	2.733	5.140	3.156	2.241	4.309
110/ 60	124	6.663	5.635	7.802	5.963	5.138	6.869	43	3.644	0.737	10.712	3.033	2.093	4.241	3.636	1.332	7.857	2.776	1.810	4.067
110/ 70	181	7.830	6.728	9.035	7.127	6.232	8.098	56	3.858	1.801	7.151	3.312	2.143	4.872	3.994	1.927	7.237	3.008	2.122	4.132
110/ 80	237	8.688	7.478	10.006	8.046	7.043	9.131	77	4.172	2.428	6.623	3.416	2.130	5.169	4.727	2.600	7.791	3.943	2.927	5.181
110/ 90	295	9.348	8.029	10.785	8.812	7.712	9.998	100	4.264	2.844	6.104	3.392	1.998	5.360	4.266	2.509	6.720	3.435	2.520	4.561
110/ 100	348	9.809	8.365	11.385	9.551	8.358	10.838	118	4.437	3.174	6.004	3.573	2.085	5.682	5.124	3.305	7.507	4.498	3.461	5.728
110/ 110	412	10.008	8.423	11.748	10.119	8.842	11.493	136	4.481	3.286	5.940	3.566	2.091	5.647	3.910	3.357	4.523	4.681	3.670	5.866
110/ 120	484	10.038	8.275	11.995	10.597	9.263	12.032	155	4.330	3.185	5.727	3.466	2.050	5.460	4.153	3.572	4.797	4.774	3.838	5.851
110/ 180	734	10.679	8.397	13.267	12.282	10.712	13.964	266	3.256	2.745	3.830	3.512	2.647	4.558	4.261	3.674	4.908	5.097	4.294	5.994
120/ 15	0	1.818	1.271	2.525	1.411	1.000	1.940	0	1.818	1.271	2.525	1.411	1.000	1.940	1.818	1.271	2.525	1.411	1.000	1.940
120/ 20	4	2.155	1.517	2.973	1.656	1.205	2.225	2	1.758	0.000	27.607	1.401	0.993	1.927	0.655	0.241	1.508	2.046	1.587	2.597
120/ 25	9	2.461	1.812	3.267	2.152	1.589	2.851	5	2.201	1.567	3.007	1.854	1.337	2.507	0.796	0.347	1.618	2.508	1.965	3.153
120/ 30	24	3.163	2.434	4.035	2.576	1.938	3.354	13	2.520	1.823	3.394	2.090	1.517	2.810	0.996	0.502	1.807	2.999	2.349	3.769
120/ 35	38	3.972	3.137	4.948	3.253	2.524	4.120	20	2.854	2.072	3.830	2.345	1.701	3.152	2.872	1.944	4.082	2.728	1.811	3.941
120/ 40	51	4.751	3.809	5.838	4.035	3.224	4.977	27	3.105	2.238	4.189	2.516	1.796	3.427	3.472	2.471	4.727	3.192	2.455	4.072
120/ 45	74	5.578	4.538	6.762	4.840	3.986	5.810	33	3.413	2.454	4.609	2.807	2.005	3.817	3.539	2.448	4.932	2.785	1.869	3.986
120/ 50	95	6.344	5.230	7.599	5.705	4.820	6.689	38	3.744	2.705	5.031	3.102	2.232	4.189	4.142	3.001	5.549	3.384	2.510	4.453
120/ 55	135	7.163	6.015	8.437	6.362	5.469	7.343	45	3.926	0.947	10.544	3.337	2.351	4.584	4.055	1.279	9.472	3.070	2.209	4.146
120/ 60	169	7.866	6.678	9.174	7.029	6.113	8.026	53	4.038	1.578	8.354	3.470	2.356	4.910	4.607	1.451	10.671	3.821	2.702	5.227
120/ 70	231	8.984	2.371	21.186	8.187	7.186	9.268	78	4.544	0.387	17.896	3.794	2.516	5.464	4.939	0.483	18.327	3.925	2.922	5.145
120/ 80	298	9.802	8.424	11.300	9.054	7.951	10.241	105	4.707	3.012	6.949	3.710	2.317	5.601	5.302	3.351	7.883	4.310	3.235	5.607
120/ 90	364	10.309	8.804	11.947	9.796	8.595	11.086	127	4.879	3.397	6.742	3.854	2.348	5.926	5.626	3.665	8.171	4.760	3.688	6.024
120/ 100	440	10.540	8.910	12.324	10.443	9.152	11.830	149	4.881	3.552	6.506	3.790	2.286	5.871	5.754	3.873	8.146	5.119	4.047	6.365
120/ 110	517	10.598	8.809	12.572	10.966	9.615	12.415	170	4.748	3.508	6.253	3.729	2.256	5.766	5.017	3.084	7.624	4.451	3.598	5.431

Estimated Risks of DCS

Depth (fsw) /BT(min)	VVal-79 AIR; 20 fsw Last Allowed In-Water Stop						VVal-79 AIR/In-Water O ₂ , 20 fsw Last Allowed Stop						VVal-79 SurDO ₂			
	TOTAL						TOTAL									
	STOP						STOP						P(DCS)			
	P(DCS)						P(DCS) ^b ; IWO ₂ _FO ₂ =99.5%									
TIME	BVM(3)		NMRI98			TIME ^c	BVM(3)		NMRI98			BVM(3)		NMRI98		
(min)	(%)	low - high	(%)	low - high		(min)	(%)	low - high	(%)	low - high	(%)	low - high	(%)	low - high		
120/ 120	578	10.607	8.686 - 12.742	11.379	9.984 - 12.873	188	4.675	3.432 - 6.190	3.762	2.514 - 5.386	4.280	3.662 - 4.965	4.724	3.865 - 5.703		
130/ 12	0	1.710	1.163 - 2.432	1.306	0.905 - 1.833	0	1.710	1.163 - 2.432	1.306	0.905 - 1.833	1.710	1.163 - 2.432	1.306	0.905 - 1.833		
130/ 15	3	1.920	1.342 - 2.665	1.394	1.013 - 1.878	2	1.432	0.807 - 2.374	1.106	0.796 - 1.502	0.618	0.196 - 1.579	1.804	1.374 - 2.327		
130/ 20	8	2.260	1.638 - 3.040	1.903	1.389 - 2.547	5	1.970	1.386 - 2.720	1.598	1.139 - 2.186	0.762	0.301 - 1.665	2.300	1.795 - 2.904		
130/ 25	17	2.932	2.222 - 3.792	2.463	1.818 - 3.261	9	2.489	1.798 - 3.356	2.097	1.520 - 2.822	0.939	0.436 - 1.817	2.847	2.231 - 3.578		
130/ 30	34	3.777	2.946 - 4.759	3.022	2.282 - 3.919	18	2.795	2.014 - 3.773	2.300	1.655 - 3.113	0.628	0.202 - 1.587	2.669	1.777 - 3.849		
130/ 35	49	4.660	3.685 - 5.796	3.908	3.057 - 4.911	26	3.128	2.237 - 4.247	2.581	1.849 - 3.503	3.476	2.451 - 4.770	3.158	2.425 - 4.037		
130/ 40	72	5.614	4.511 - 6.879	4.859	3.936 - 5.917	33	3.508	2.488 - 4.791	2.898	2.079 - 3.926	3.643	2.511 - 5.089	2.799	1.913 - 3.947		
130/ 45	96	6.545	5.323 - 7.931	5.818	4.854 - 6.899	40	3.907	2.770 - 5.332	3.197	2.314 - 4.296	4.321	3.155 - 5.752	3.366	2.518 - 4.398		
130/ 50	140	7.459	6.191 - 8.874	6.551	5.583 - 7.619	48	4.186	1.093 - 10.754	3.510	2.514 - 4.756	4.287	1.265 - 10.329	3.094	2.152 - 4.300		
130/ 55	178	8.243	1.912 - 20.716	7.302	6.315 - 8.379	58	4.395	0.314 - 18.381	3.715	2.597 - 5.131	4.844	0.406 - 18.928	3.919	2.831 - 5.267		
130/ 60	210	8.963	7.588 - 10.474	8.054	7.037 - 9.155	72	4.746	2.249 - 8.646	3.977	2.775 - 5.496	4.827	2.256 - 8.868	3.583	2.629 - 4.756		
130/ 70	290	10.026	7.035 - 13.628	9.070	7.962 - 10.264	104	5.059	2.056 - 10.102	3.962	2.616 - 5.725	5.397	2.328 - 10.366	4.134	3.086 - 5.404		
130/ 80	363	10.725	8.360 - 13.421	9.927	8.731 - 11.210	131	5.253	2.865 - 8.684	4.065	2.575 - 6.062	5.928	3.274 - 9.683	4.790	3.713 - 6.059		
130/ 90	450	11.048	3.522 - 23.449	10.636	9.338 - 12.028	156	5.346	0.640 - 18.305	4.072	2.539 - 6.145	6.213	0.935 - 19.159	5.307	4.208 - 6.581		
130/ 100	537	11.110	9.307 - 13.089	11.191	9.824 - 12.655	181	5.207	3.793 - 6.933	3.934	2.471 - 5.907	5.567	3.615 - 8.104	4.724	3.840 - 5.737		
130/ 120	659	10.722	9.298 - 12.258	12.077	10.610 - 13.646	227	4.763	3.429 - 6.408	3.899	2.857 - 5.177	4.915	4.229 - 5.671	5.440	4.524 - 6.470		
130/ 180	888	13.306	11.511 - 15.233	14.212	12.346 - 16.206	380	3.567	2.948 - 4.271	3.661	2.690 - 4.854	4.946	4.258 - 5.706	5.974	5.158 - 6.868		
140/ 10	0	1.662	1.103 - 2.413	1.251	0.850 - 1.786	0	1.662	1.103 - 2.413	1.251	0.850 - 1.786	1.662	1.103 - 2.413	1.251	0.850 - 1.786		
140/ 15	5	2.095	1.435 - 2.958	1.560	1.123 - 2.116	3	1.593	1.088 - 2.259	1.291	0.912 - 1.783	0.699	0.236 - 1.703	1.989	1.529 - 2.546		
140/ 20	13	2.558	1.890 - 3.382	2.172	1.584 - 2.908	7	2.244	1.604 - 3.055	1.847	1.324 - 2.513	0.879	0.369 - 1.829	2.570	2.009 - 3.236		
140/ 25	27	3.398	0.022 - 25.700	2.707	1.993 - 3.591	14	2.667	0.440 - 8.885	2.242	1.609 - 3.041	0.629	0.187 - 1.674	2.514	1.670 - 3.633		
140/ 30	44	4.398	0.396 - 17.128	3.606	2.750 - 4.632	23	3.098	0.674 - 8.942	2.584	1.858 - 3.496	3.330	2.299 - 4.651	3.017	2.260 - 3.940		
140/ 35	67	5.460	4.329 - 6.768	4.610	3.644 - 5.735	32	3.604	2.556 - 4.921	2.937	2.129 - 3.944	3.550	2.474 - 4.918	2.495	1.622 - 3.670		
140/ 40	93	6.506	5.208 - 7.991	5.713	4.676 - 6.888	41	4.087	2.881 - 5.601	3.254	2.388 - 4.321	4.269	3.113 - 5.689	3.149	2.371 - 4.093		
140/ 45	137	7.566	6.196 - 9.108	6.626	5.577 - 7.791	50	4.401	1.053 - 11.738	3.633	2.650 - 4.845	4.279	1.226 - 10.471	3.060	2.115 - 4.274		
140/ 50	180	8.526	7.082 - 10.132	7.483	6.420 - 8.647	61	4.718	1.768 - 9.913	3.953	2.850 - 5.320	4.999	1.587 - 11.459	4.049	2.970 - 5.371		
140/ 55	216	9.335	7.826 - 10.999	8.303	7.216 - 9.482	76	5.084	2.321 - 9.459	4.232	3.035 - 5.717	5.169	2.352 - 9.629	3.785	2.770 - 5.033		
140/ 60	262	9.988	8.442 - 11.682	8.893	7.774 - 10.102	95	5.285	2.765 - 8.987	4.153	2.893 - 5.746	5.184	2.906 - 8.412	3.640	2.664 - 4.841		
140/ 70	344	10.989	9.345 - 12.780	9.922	8.722 - 11.211	128	5.545	3.426 - 8.380	4.224	2.779 - 6.113	5.959	3.666 - 9.017	4.503	3.457 - 5.745		

Estimated Risks of DCS

Depth (fsw) /BT(min)	VVal-79 AIR; 20 fsw Last Allowed In-Water Stop						VVal-79 AIR/In-Water O ₂ , 20 fsw Last Allowed Stop						VVal-79 SurDO ₂			
	TOTAL						TOTAL									
	STOP P(DCS)						STOP P(DCS) ^b ; IWO2_FO2=99.5%						P(DCS)			
	TIME	BVM(3)		NMRI98			TIME ^c	BVM(3)		NMRI98			BVM(3)		NMRI98	
(min)	(%)	low - high		(%)	low - high		(min)	(%)	low - high		(%)	low - high		(%)	low - high	
140/ 80	442	11.447	9.726 - 13.321	10.660	9.364 - 12.051	157	5.739	3.888 - 8.085	4.295	2.761 - 6.328	6.406	4.296 - 9.080	5.184	4.085 - 6.465		
140/ 90	542	11.596	9.768 - 13.593	11.328	9.947 - 12.806	187	5.609	3.994 - 7.600	4.107	2.625 - 6.081	5.951	3.961 - 8.493	4.802	3.905 - 5.829		
150/ 8	0	1.564	1.000 - 2.343	1.162	0.765 - 1.704	0	1.564	1.000 - 2.343	1.162	0.765 - 1.704	1.564	1.000 - 2.343	1.162	0.765 - 1.704		
150/ 10	2	1.754	1.180 - 2.517	1.221	0.836 - 1.730	1	1.418	0.832 - 2.277	0.902	0.642 - 1.238	0.634	0.177 - 1.758	1.610	1.190 - 2.133		
150/ 15	8	2.202	1.492 - 3.134	1.759	1.269 - 2.378	5	1.808	1.259 - 2.520	1.459	1.033 - 2.006	0.781	0.280 - 1.821	2.185	1.690 - 2.781		
150/ 20	17	2.911	2.188 - 3.791	2.403	1.735 - 3.242	9	2.472	1.779 - 3.344	2.051	1.460 - 2.805	1.001	0.446 - 1.989	2.855	2.232 - 3.595		
150/ 25	36	3.911	3.030 - 4.956	3.142	2.329 - 4.140	18	2.954	2.023 - 4.158	2.506	1.803 - 3.392	3.037	2.025 - 4.367	2.783	1.936 - 3.869		
150/ 30	56	5.071	3.967 - 6.362	4.215	3.240 - 5.373	30	3.553	0.000 - 53.065	2.850	2.067 - 3.828	3.772	2.760 - 5.018	3.143	2.447 - 3.969		
150/ 35	87	6.300	4.990 - 7.811	5.404	4.327 - 6.645	40	4.094	2.863 - 5.646	3.302	2.427 - 4.379	4.018	2.874 - 5.443	2.902	2.161 - 3.809		
150/ 40	128	7.488	6.030 - 9.146	6.471	5.349 - 7.733	50	4.559	3.139 - 6.359	3.657	2.703 - 4.825	4.193	1.180 - 10.376	2.853	2.013 - 3.919		
150/ 45	177	8.588	4.144 - 15.063	7.430	6.291 - 8.688	63	4.857	1.028 - 13.549	3.951	2.879 - 5.273	5.061	0.968 - 14.669	3.949	2.891 - 5.248		
150/ 50	216	9.525	7.886 - 11.346	8.396	7.235 - 9.662	78	5.266	2.289 - 10.080	4.317	3.137 - 5.769	5.339	2.310 - 10.241	3.833	2.777 - 5.139		
150/ 55	268	10.311	8.624 - 12.169	9.071	7.884 - 10.356	99	5.535	2.790 - 9.631	4.273	3.023 - 5.837	5.487	2.996 - 9.051	3.791	2.788 - 5.020		
150/ 60	313	10.951	9.209 - 12.860	9.699	8.478 - 11.016	118	5.762	3.230 - 9.322	4.372	3.018 - 6.090	6.347	3.708 - 9.952	4.812	3.628 - 6.232		
150/ 70	410	11.765	9.941 - 13.752	10.599	9.319 - 11.971	151	6.160	3.873 - 9.170	4.583	3.084 - 6.511	6.356	4.034 - 9.390	4.792	3.738 - 6.028		
150/ 80	529	12.017	10.140 - 14.064	11.332	9.946 - 12.816	186	6.011	4.133 - 8.367	4.357	2.806 - 6.407	6.945	4.752 - 9.680	5.494	4.449 - 6.687		
150/ 90	617	12.152	10.177 - 14.313	11.964	10.518 - 13.510	216	5.873	4.188 - 7.943	4.269	2.804 - 6.184	6.481	4.369 - 9.149	5.331	4.399 - 6.383		
150/ 120	801	12.736	11.121 - 14.464	13.324	11.662 - 15.098	323	4.658	3.232 - 6.458	3.990	3.050 - 5.113	4.988	4.289 - 5.759	5.383	4.606 - 6.241		
150/ 180	1025	16.356	14.162 - 18.690	16.130	13.943 - 18.460	490	4.561	3.782 - 5.442	4.243	3.067 - 5.697	5.341	4.581 - 6.181	6.319	5.371 - 7.367		
160/ 7	0	1.583	0.998 - 2.398	1.156	0.752 - 1.709	0	1.583	0.998 - 2.398	1.156	0.752 - 1.709	1.583	0.998 - 2.398	1.156	0.752 - 1.709		
160/ 10	4	1.854	1.236 - 2.679	1.281	0.919 - 1.745	2	1.370	0.706 - 2.433	1.021	0.736 - 1.387	0.682	0.000 - 31.524	1.736	1.296 - 2.278		
160/ 15	12	2.334	1.694 - 3.134	1.900	1.383 - 2.550	7	1.973	1.265 - 2.943	1.576	1.120 - 2.161	0.871	0.331 - 1.946	2.393	1.858 - 3.034		
160/ 20	24	3.278	2.474 - 4.250	2.622	1.905 - 3.517	13	2.715	1.964 - 3.655	2.273	1.646 - 3.059	1.096	0.545 - 2.009	3.028	2.351 - 3.833		
160/ 25	46	4.481	3.475 - 5.667	3.588	2.668 - 4.710	25	3.348	2.409 - 4.520	2.697	1.945 - 3.641	3.369	2.410 - 4.569	2.772	2.089 - 3.604		
160/ 30	77	5.833	4.576 - 7.295	4.824	3.813 - 6.001	38	3.941	2.763 - 5.426	3.078	2.288 - 4.046	3.643	2.542 - 5.039	2.510	1.691 - 3.585		
160/ 35	107	7.138	5.497 - 9.053	6.208	5.019 - 7.564	48	4.564	2.999 - 6.605	3.589	2.668 - 4.711	4.642	0.052 - 28.718	3.541	2.638 - 4.640		
160/ 40	167	8.466	6.764 - 10.401	7.232	6.028 - 8.575	61	4.942	1.522 - 11.520	3.971	2.929 - 5.244	4.968	1.429 - 11.985	3.698	2.672 - 4.970		
160/ 45	212	9.549	7.802 - 11.502	8.274	7.040 - 9.629	77	5.334	2.139 - 10.704	4.285	3.126 - 5.708	5.338	2.163 - 10.648	3.681	2.639 - 4.979		
160/ 50	264	10.478	8.649 - 12.505	9.115	7.861 - 10.479	99	5.718	2.717 - 10.323	4.357	3.126 - 5.882	5.608	2.940 - 9.502	3.740	2.733 - 4.981		
160/ 55	316	11.202	9.322 - 13.272	9.798	8.513 - 11.186	121	5.987	3.211 - 9.972	4.468	3.135 - 6.141	6.569	3.717 - 10.522	4.883	3.664 - 6.348		

E-10

Estimated Risks of DCS

Depth (fsw) /BT(min)	VVal-79 AIR; 20 fsw Last Allowed In-Water Stop						VVal-79 AIR/In-Water O ₂ , 20 fsw Last Allowed Stop						VVal-79 SurDO ₂			
	TOTAL						TOTAL									
	STOP	P(DCS)					STOP	P(DCS) ^b ; IWO2_FO2=99.5%					P(DCS)			
	TIME	BVM(3)		NMRI98			TIME ^c	BVM(3)		NMRI98			BVM(3)		NMRI98	
(min)	(%)	low - high	(%)	low - high		(min)	(%)	low - high	(%)	low - high	(%)	low - high	(%)	low - high		
160/ 60	368	11.776	9.845 - 13.892	10.338	9.031 - 11.743	140	6.196	3.596 - 9.767	4.570	3.130 - 6.401	6.793	3.632 - 11.288	4.984	3.872 - 6.290		
160/ 70	492	12.359	10.379 - 14.520	11.195	9.818 - 12.671	178	6.438	4.170 - 9.366	4.597	3.055 - 6.593	6.829	4.529 - 9.752	4.991	3.998 - 6.135		
160/ 80	602	12.571	10.519 - 14.813	11.940	10.483 - 13.498	213	6.310	4.334 - 8.782	4.446	2.940 - 6.405	6.586	4.441 - 9.293	5.065	4.154 - 6.101		
170/ 6	0	1.560	0.963 - 2.404	1.128	0.724 - 1.689	0	1.560	0.963 - 2.404	1.128	0.724 - 1.689	1.560	0.963 - 2.404	1.128	0.724 - 1.689		
170/ 10	6	1.952	1.265 - 2.886	1.393	1.027 - 1.851	3	1.386	0.919 - 2.016	1.142	0.833 - 1.531	0.735	0.105 - 2.960	1.866	1.405 - 2.433		
170/ 15	16	2.572	1.883 - 3.429	2.089	1.529 - 2.789	8	2.183	1.549 - 2.991	1.802	1.301 - 2.434	0.967	0.388 - 2.075	2.611	2.030 - 3.306		
170/ 20	33	3.670	2.808 - 4.701	2.886	2.142 - 3.798	18	2.985	2.164 - 4.009	2.446	1.811 - 3.230	2.890	1.965 - 4.091	2.421	1.538 - 3.628		
170/ 25	56	5.101	4.059 - 19.302	4.160	3.158 - 5.362	32	3.700	0.119 - 19.924	2.897	2.120 - 3.861	3.668	0.119 - 19.739	3.056	2.379 - 3.860		
170/ 30	96	6.620	5.194 - 8.272	5.531	4.348 - 6.906	45	4.407	3.041 - 6.138	3.444	2.543 - 4.548	4.237	1.320 - 9.935	2.966	2.265 - 3.809		
170/ 35	149	8.093	6.461 - 9.951	6.797	5.620 - 8.119	59	4.894	1.219 - 12.674	3.777	2.834 - 4.919	4.685	1.344 - 11.374	3.187	2.267 - 4.345		
170/ 40	202	9.396	7.599 - 11.418	7.987	6.690 - 9.425	75	5.376	2.011 - 11.219	4.207	3.093 - 5.568	5.196	2.019 - 10.637	3.361	2.434 - 4.512		
170/ 45	253	10.487	8.557 - 12.636	9.034	7.712 - 10.480	95	5.863	2.576 - 11.092	4.459	3.257 - 5.932	6.335	2.744 - 12.038	4.702	3.490 - 6.170		
170/ 50	312	11.340	8.801 - 14.230	9.773	8.428 - 11.233	120	6.135	2.841 - 11.216	4.490	3.181 - 6.123	6.643	3.316 - 11.550	4.777	3.546 - 6.267		
170/ 55	368	12.026	9.724 - 14.587	10.399	9.020 - 11.889	142	6.469	3.450 - 10.786	4.685	3.274 - 6.457	6.995	3.911 - 11.271	4.974	3.859 - 6.286		
170/ 60	432	12.471	10.133 - 15.061	10.874	9.518 - 12.330	162	6.730	3.830 - 10.728	4.795	3.316 - 6.662	7.110	4.343 - 10.772	5.134	4.029 - 6.423		
170/ 70	568	12.887	10.513 - 15.509	11.758	10.297 - 13.321	204	6.673	4.128 - 10.034	4.551	3.038 - 6.506	7.184	4.716 - 10.328	5.225	4.244 - 6.344		
170/ 80	666	13.109	5.500 - 24.089	12.515	10.991 - 14.142	243	6.376	1.257 - 17.709	4.385	3.014 - 6.128	6.969	1.682 - 17.608	5.457	4.515 - 6.520		
170/ 90	749	13.512	11.233 - 16.001	13.036	11.436 - 14.743	290	5.988	4.175 - 8.245	4.302	3.323 - 5.461	6.568	4.401 - 9.311	5.615	4.728 - 6.604		
170/ 120	925	15.079	13.120 - 17.166	14.925	12.986 - 16.991	416	4.741	3.862 - 5.746	4.231	3.228 - 5.428	5.985	5.164 - 6.886	6.408	5.573 - 7.318		
170/ 180	1156	19.122	16.458 - 21.942	18.085	15.635 - 20.682	600	5.840	4.875 - 6.921	5.014	3.567 - 6.807	5.982	5.097 - 6.961	6.750	5.475 - 8.197		
180/ 6	0	1.717	1.079 - 2.605	1.219	0.797 - 1.796	0	1.717	1.079 - 2.605	1.219	0.797 - 1.796	1.717	1.079 - 2.605	1.219	0.797 - 1.796		
180/ 10	8	2.062	1.291 - 3.131	1.530	1.087 - 2.099	4	1.564	0.967 - 2.405	1.275	0.899 - 1.761	0.794	0.250 - 2.018	2.004	1.520 - 2.593		
180/ 15	19	2.811	2.059 - 3.742	2.284	1.642 - 3.093	11	2.459	1.775 - 3.319	2.013	1.453 - 2.720	0.995	0.475 - 1.884	2.626	2.029 - 3.341		
180/ 20	42	4.137	3.181 - 5.273	3.241	2.431 - 4.225	24	3.246	2.340 - 4.377	2.583	1.919 - 3.400	3.092	2.148 - 4.301	2.559	1.768 - 3.581		
180/ 25	75	5.782	4.495 - 7.288	4.695	3.718 - 5.832	39	4.018	2.806 - 5.549	3.088	2.357 - 3.967	3.614	2.500 - 5.034	2.426	1.554 - 3.611		
180/ 30	117	7.410	2.030 - 17.591	6.255	5.083 - 7.586	53	4.798	0.519 - 17.317	3.643	2.785 - 4.671	4.885	0.558 - 17.263	3.609	2.775 - 4.603		
180/ 35	184	8.985	7.191 - 11.018	7.483	6.186 - 8.934	70	5.240	1.734 - 11.709	3.992	2.951 - 5.263	5.438	1.594 - 12.894	3.990	2.954 - 5.254		
180/ 40	232	10.287	2.983 - 22.933	8.778	7.406 - 10.289	88	5.877	0.724 - 19.596	4.563	3.380 - 5.997	6.067	0.729 - 20.280	4.235	3.072 - 5.667		
180/ 45	302	11.339	9.224 - 13.691	9.606	8.198 - 11.144	116	6.247	2.991 - 11.180	4.499	3.230 - 6.068	6.560	3.402 - 11.137	4.492	3.323 - 5.912		
180/ 50	356	12.169	9.933 - 14.645	10.435	9.000 - 11.989	140	6.559	3.469 - 10.990	4.656	3.270 - 6.392	7.015	3.878 - 11.389	4.806	3.711 - 6.098		

Estimated Risks of DCS

Depth (fsw) /BT(min)	VVal-79 AIR; 20 fsw Last Allowed In-Water Stop						VVal-79 AIR/In-Water O ₂ , 20 fsw Last Allowed Stop						VVal-79 SurDO ₂							
	TOTAL		P(DCS)				TOTAL		P(DCS) ^b ; IWO2_FO2=99.5%				P(DCS)							
	STOP	BVM(3)	NMRI98			STOP	BVM(3)	NMRI98			BVM(3)	NMRI98								
	(min)	(%)	low	high	(%)	low	high	(min)	(%)	low	high	(%)	low	high	(%)	low	high			
180/ 55	425	12.736	10.439	15.267	10.936	9.537	12.440	162	6.962	3.933	11.141	4.879	3.419	6.705	7.271	4.492	10.922	5.080	3.974	6.372
180/ 60	507	13.021	1.177	39.237	11.366	9.922	12.916	186	6.966	0.014	44.822	4.744	3.222	6.687	7.479	0.030	43.688	5.171	4.126	6.379
180/ 70	633	13.399	10.858	16.209	12.291	10.762	13.926	229	6.919	4.303	10.355	4.645	3.144	6.565	7.569	5.028	10.774	5.579	4.583	6.707
190/ 5	0	1.640	1.007	2.537	1.163	0.746	1.742	0	1.640	1.007	2.537	1.163	0.746	1.742	1.640	1.007	2.537	1.163	0.746	1.742
190/ 10	10	2.110	0.007	21.151	1.628	1.162	2.224	5	1.678	1.141	2.386	1.358	0.960	1.871	0.851	0.280	2.098	2.149	1.639	2.768
190/ 15	23	3.032	2.208	4.056	2.501	1.813	3.361	14	2.657	1.924	3.573	2.210	1.620	2.944	0.995	0.549	1.685	2.769	2.121	3.548
190/ 20	50	4.589	3.533	5.839	3.695	2.759	4.832	30	3.439	2.444	4.689	2.730	2.001	3.634	3.273	2.306	4.498	2.756	2.086	3.570
190/ 25	94	6.497	5.062	8.166	5.273	4.118	6.624	46	4.423	3.041	6.180	3.354	2.511	4.379	4.154	2.935	5.681	2.771	2.053	3.655
190/ 30	154	8.289	6.547	10.282	6.802	5.627	8.121	64	5.087	1.317	12.888	3.755	2.871	4.812	4.874	1.438	11.628	3.179	2.315	4.250
190/ 35	214	9.842	7.852	12.092	8.215	6.938	9.623	81	5.674	2.097	11.882	4.300	3.237	5.580	5.610	2.121	11.608	3.603	2.635	4.797
190/ 40	281	11.118	8.958	13.534	9.298	7.888	10.844	109	6.172	2.747	11.558	4.370	3.170	5.847	6.232	3.085	10.922	3.982	2.924	5.279
190/ 45	342	12.140	7.266	18.344	10.236	8.743	11.862	135	6.662	2.467	13.781	4.651	3.312	6.314	6.862	2.501	14.282	4.437	3.385	5.690
190/ 50	413	12.859	10.430	15.549	10.853	9.397	12.425	160	7.081	3.827	11.666	4.828	3.410	6.596	7.254	4.338	11.150	4.840	3.762	6.106
190/ 55	498	13.261	10.798	15.979	11.361	9.891	12.941	185	7.211	4.150	11.382	4.838	3.337	6.737	7.584	4.699	11.356	5.058	4.016	6.265
190/ 60	574	13.541	11.035	16.304	11.895	10.372	13.530	209	7.249	4.351	11.112	4.754	3.244	6.676	7.750	5.170	10.992	5.315	4.289	6.490
190/ 90	859	15.440	12.732	18.389	14.278	12.477	16.197	369	6.001	4.029	8.506	4.380	3.459	5.455	5.974	5.114	6.922	5.822	5.014	6.709
190/ 120	1037	17.730	15.371	20.229	16.482	14.257	18.850	507	5.702	4.617	6.941	4.702	3.549	6.085	6.242	5.320	7.260	6.383	5.474	7.384
200/ 5	0	1.776	0.000	41.845	1.246	0.812	1.842	0	1.776	0.000	41.845	1.246	0.812	1.842	1.776	0.000	41.845	1.246	0.812	1.842
200/ 10	11	2.266	1.598	3.122	1.786	1.295	2.406	6	1.826	1.259	2.566	1.513	1.087	2.055	0.916	0.317	2.178	2.300	1.761	2.952
200/ 15	29	3.272	2.457	4.261	2.705	1.983	3.601	17	2.793	2.023	3.756	2.382	1.765	3.144	1.042	0.594	1.718	2.971	2.252	3.840
200/ 20	62	5.200	1.371	13.033	4.186	3.235	5.313	36	3.767	0.527	12.880	2.905	2.204	3.753	3.716	0.492	13.000	3.052	2.324	3.929
200/ 25	110	7.215	5.600	9.091	5.968	4.830	7.266	54	4.761	3.211	6.748	3.486	2.703	4.417	4.738	3.372	6.434	3.294	2.550	4.179
200/ 30	186	9.106	7.210	11.264	7.439	6.171	8.856	74	5.375	1.758	12.063	3.927	2.968	5.081	5.569	1.658	13.075	3.934	2.976	5.086
200/ 35	247	10.673	8.490	13.134	8.872	7.446	10.447	96	6.089	2.454	12.092	4.474	3.320	5.874	6.459	2.560	12.901	4.437	3.287	5.832
200/ 40	323	11.914	9.549	14.558	9.852	8.393	11.447	128	6.574	3.104	11.839	4.445	3.193	5.993	6.511	3.332	11.151	3.917	2.938	5.102
200/ 45	393	12.830	10.299	15.647	10.664	9.147	12.310	154	7.100	3.668	12.044	4.819	3.428	6.544	7.881	3.794	13.906	5.419	4.247	6.786
200/ 50	481	13.403	5.575	24.685	11.234	9.740	12.844	182	7.363	1.774	18.492	4.802	3.343	6.637	7.535	1.725	19.270	4.769	3.757	5.950
210/ 4	0	1.643	0.999	2.563	1.160	0.741	1.742	0	1.643	0.999	2.563	1.160	0.741	1.742	1.643	0.999	2.563	1.160	0.741	1.742
210/ 5	2	1.740	1.093	2.640	1.161	0.757	1.716	1	1.340	0.713	2.324	0.837	0.594	1.152	0.735	0.198	2.071	1.555	1.116	2.113
210/ 10	14	2.288	0.003	25.966	1.897	1.377	2.551	8	1.990	0.001	27.874	1.693	1.229	2.277	0.935	0.385	1.971	2.252	1.724	2.891

Estimated Risks of DCS

Depth (fsw) /BT(min)	VVal-79 AIR; 20 fsw Last Allowed In-Water Stop						VVal-79 AIR/In-Water O ₂ , 20 fsw Last Allowed Stop						VVal-79 SurDO ₂			
	TOTAL						TOTAL									
	STOP	P(DCS)					STOP	P(DCS) ^b ; IWO2_FO2=99.5%					P(DCS)			
	TIME	BVM(3)	NMRI98			TIME ^c	BVM(3)	NMRI98			BVM(3)	NMRI98				
(min)	(%)	low - high	(%)	low - high	(min)	(%)	low - high	(%)	low - high	(%)	low - high	(%)	low - high			
210/ 15	37	3.678	0.121 - 19.700	2.964	2.204 - 3.897	22	3.010	0.052 - 19.690	2.498	1.871 - 3.264	2.766	0.037 - 19.589	2.391	1.515 - 3.589		
210/ 20	79	5.746	1.069 - 16.559	4.662	3.690 - 5.793	42	4.018	0.288 - 17.105	3.107	2.406 - 3.943	4.124	0.318 - 17.065	3.416	2.596 - 4.403		
210/ 25	139	7.962	4.947 - 11.885	6.515	5.388 - 7.781	63	5.026	0.780 - 15.842	3.629	2.832 - 4.572	4.640	1.024 - 12.776	2.844	2.128 - 3.719		
210/ 30	214	9.897	7.285 - 12.972	8.092	6.817 - 9.501	83	5.724	1.878 - 12.766	4.174	3.164 - 5.386	5.656	1.884 - 12.523	3.485	2.578 - 4.595		
210/ 35	292	11.445	9.035 - 14.164	9.352	7.944 - 10.895	115	6.452	2.787 - 12.269	4.392	3.241 - 5.795	6.569	3.147 - 11.725	4.107	3.061 - 5.375		
210/ 40	362	12.649	10.003 - 15.616	10.404	8.858 - 12.091	146	7.008	3.401 - 12.373	4.626	3.314 - 6.251	7.452	3.853 - 12.610	4.778	3.694 - 6.057		
210/ 45	452	13.430	10.655 - 16.528	11.039	9.514 - 12.689	174	7.505	3.923 - 12.607	4.845	3.425 - 6.613	8.067	4.696 - 12.593	5.372	4.218 - 6.717		
210/ 50	549	13.887	11.101 - 16.980	11.661	10.104 - 13.337	204	7.612	4.232 - 12.278	4.785	3.308 - 6.649	7.734	4.921 - 11.358	4.815	3.839 - 5.944		
220/ 4	0	1.762	1.089 - 2.708	1.238	0.805 - 1.832	0	1.762	1.089 - 2.708	1.238	0.805 - 1.832	1.762	1.089 - 2.708	1.238	0.805 - 1.832		
220/ 5	3	1.781	1.119 - 2.702	1.200	0.807 - 1.728	2	1.084	0.431 - 2.331	0.907	0.651 - 1.235	0.753	0.202 - 2.119	1.634	1.183 - 2.205		
220/ 10	17	2.357	0.847 - 5.266	2.045	1.507 - 2.714	10	2.127	1.504 - 2.924	1.837	1.354 - 2.439	0.966	0.441 - 1.888	2.366	1.819 - 3.025		
220/ 15	44	3.983	3.048 - 5.100	3.310	2.445 - 4.371	27	3.084	2.198 - 4.199	2.622	1.942 - 3.460	2.821	1.908 - 4.012	2.558	1.797 - 3.529		
220/ 20	95	6.451	4.995 - 8.153	5.192	4.102 - 6.457	48	4.430	3.032 - 6.212	3.342	2.583 - 4.245	4.120	2.889 - 5.671	2.702	1.923 - 3.686		
220/ 25	171	8.746	6.866 - 10.899	7.028	5.801 - 8.404	72	5.319	1.566 - 12.610	3.767	2.900 - 4.801	5.272	1.554 - 12.498	3.442	2.586 - 4.479		
220/ 30	243	10.674	7.836 - 14.006	8.720	7.343 - 10.238	96	6.134	2.160 - 13.114	4.375	3.300 - 5.665	6.436	2.244 - 13.781	4.239	3.174 - 5.527		
220/ 35	329	12.179	9.527 - 15.174	9.882	8.418 - 11.480	132	6.838	3.094 - 12.612	4.497	3.287 - 5.977	6.776	3.335 - 11.874	3.974	2.986 - 5.167		
220/ 40	412	13.269	10.500 - 16.366	10.758	9.257 - 12.385	163	7.466	3.738 - 12.890	4.754	3.417 - 6.405	7.565	4.286 - 12.051	4.685	3.620 - 5.943		
250/ 4	4	1.884	1.192 - 2.841	1.231	0.854 - 1.725	2	1.345	0.621 - 2.591	0.969	0.695 - 1.320	0.773	0.209 - 2.168	1.685	1.225 - 2.264		
250/ 5	7	2.041	1.266 - 3.124	1.421	1.010 - 1.948	4	1.366	0.818 - 2.160	1.154	0.810 - 1.602	0.830	0.238 - 2.238	1.895	1.405 - 2.504		
250/ 10	26	2.905	0.250 - 12.376	2.567	1.867 - 3.440	17	2.602	0.155 - 12.768	2.304	1.711 - 3.035	0.769	0.000 - 48.732	2.765	2.067 - 3.619		
250/ 15	77	5.424	4.229 - 6.821	4.524	3.537 - 5.683	43	3.789	2.660 - 5.213	3.055	2.365 - 3.879	3.843	2.765 - 5.181	3.294	2.473 - 4.291		
250/ 20	162	8.315	6.546 - 10.342	6.759	5.588 - 8.074	71	5.117	1.347 - 12.857	3.706	2.900 - 4.657	4.903	1.472 - 11.587	3.142	2.373 - 4.074		
250/ 25	253	10.811	8.524 - 13.402	8.759	7.382 - 10.278	101	6.219	2.424 - 12.566	4.375	3.331 - 5.622	6.586	2.520 - 13.393	4.345	3.316 - 5.573		
250/ 30	353	12.647	9.938 - 15.695	10.181	8.661 - 11.840	145	7.090	3.309 - 12.811	4.531	3.287 - 6.060	7.345	3.710 - 12.619	4.428	3.378 - 5.679		
250/ 35	467	13.946	10.850 - 17.423	11.048	9.526 - 12.695	183	7.925	3.949 - 13.687	4.753	3.365 - 6.482	8.614	4.829 - 13.757	5.474	4.283 - 6.864		
300/ 4	10	2.031	1.236 - 3.155	1.599	1.141 - 2.184	6	1.282	0.818 - 1.926	1.319	0.946 - 1.796	2.031	1.236 - 3.155	1.599	1.141 - 2.184		
300/ 5	14	2.174	1.467 - 3.105	1.865	1.354 - 2.509	9	1.895	1.300 - 2.673	1.655	1.207 - 2.220	0.953	0.395 - 2.001	2.174	1.653 - 2.807		
300/ 10	56	4.427	2.335 - 7.527	3.900	2.942 - 5.055	36	3.208	1.289 - 6.593	2.826	2.136 - 3.664	3.070	1.161 - 6.567	2.851	2.092 - 3.790		
300/ 15	165	8.055	6.440 - 9.894	6.770	5.560 - 8.134	74	4.870	1.360 - 11.944	3.713	2.896 - 4.679	4.661	1.474 - 10.762	3.146	2.369 - 4.089		
300/ 20	294	11.242	8.984 - 13.778	9.187	7.774 - 10.740	120	6.297	2.743 - 11.931	4.283	3.165 - 5.645	6.350	3.073 - 11.280	3.914	2.889 - 5.167		

E-13

Estimated Risks of DCS

Depth (fsw) /BT(min)	VVal-79 AIR; 20 fsw Last Allowed In-Water Stop						VVal-79 AIR/In-Water O ₂ , 20 fsw Last Allowed Stop						VVal-79 SurDO ₂			
	TOTAL						TOTAL						P(DCS)			
	STOP _____ P(DCS)						STOP _____ P(DCS) ^b ; IWO2_FO2=99.5%						P(DCS)			
	TIME		BVM(3)		NMRI98		TIME ^c		BVM(3)		NMRI98		BVM(3)		NMRI98	
(min)	(%)	low - high	(%)	low - high	(min)	(%)	low - high	(%)	low - high	(%)	low - high	(%)	low - high	(%)	low - high	
300/ 25	427	13.463	10.581 - 16.693	10.742	9.235 - 12.376	174	7.632	3.771 - 13.273	4.706	3.333 - 6.416	7.795	4.379 - 12.478	4.756	3.620 - 6.109		